



JUSTICE COMMITTEE AGENDA
Government Center, Room 400

Monday, January 8, 2007

5:00 p.m.

1. Roll Call
2. Chairman's Approval of Minutes – December 4, 2006
3. Appearance by Members of the Public
4. Departmental Matters:
 - A. Bill Yoder, McLean County State's Attorney
 - 1) Items to be Presented for Information:
 - a) Monthly Caseload Report 1
 - b) Asset Forfeiture Fund Report 2
 - c) General Report
 - d) Other
 - B. Billie Larkin, Director, Children's Advocacy Center
 - 1) Items to be Presented for Information:
 - a) Monthly Statistical Report 3
 - b) CASA Report 4
 - c) General Report
 - d) Other
 - C. Sandy Parker, McLean County Circuit Clerk
 - 1) Items to be Presented for Information:
 - a) Statistical Reports, November, 2006 5-13
 - b) General Report
 - c) Other

- D. Mike Emery, McLean County Sheriff
- 1) Items to be Presented for Information:
 - a) Grand Jury Inspection Report 14-15
 - b) McLean County Detention Facility
Population Report, December 2006 16-17
 - c) General Report
 - d) Other
- E. Beth C. Kimmerling, McLean County Coroner
- 1) Items to be Presented for Information:
 - a) Monthly Report, November 2006 18
 - b) General Report
 - c) Other
- F. Amy Davis, Public Defender
- 1) Items to be Presented for Information:
 - a) Monthly Caseload Report, November, 2006 19-21
 - b) General Report
 - c) Other
- G. Cindy Brand, Jury Commission
- 1) Items to be Presented for Information:
 - a) Jury Commission Annual Report 22-26
 - b) General Report
 - c) Other
- H. Curt Hawk, Director, EMA
- 1) Items to be Presented for Action:
 - a) Request Approval of an Emergency Appropriation
Ordinance Amending the FY'2007 Combined
Annual Appropriation and Budget Ordinance
– Purchase of Vehicle 27-32
 - 2) Items to be Presented for Information:
 - a) General Report
 - b) Other
- I. Roxanne Castleman, Director, Court Services
- 1) Items to be Presented for Information:
 - a) Court Services Adult/Juvenile Division
Statistics, November, 2006 33-34
 - b) Juvenile Detention Center –
McLean County Statistics, 2006 35-37
 - c) Juvenile Detention Center –
Out of County Statistics, 2006 38-40
 - d) General Report
 - e) Other

5. Other Business and Communication
6. Recommend payment of Bills and Transfers, if any, to the County Board
7. Adjournment

E:\ann\agenda\justice\j_January.07

December 31, 2006

McLean County State's Attorney's Office 2006 Case Load Report

Jan. Feb. Mar. April May June July Aug. Sept. Oct. Nov. Dec. **2006 Total** **2005 Total** **2004 Total** **2003 Total**

CRIMINAL

	104	123	90	95	120	93	108	106	98	165	78	97	1,277	1,251	1,206	1,307
Felony	165	184	170	164	195	155	268	206	219	334	216	225	2,501	2,406	2,350	2,128
Misdemeanor	21	10	9	17	17	20	10	15	9	14	17	8	167	129	103	102
Asset Forfeiture	39	52	52	59	75	60	85	90	62	65	62	50	751	684	515	525
Family	26	38	37	47	56	41	52	62	40	43	56	36	534	496	334	362
Order of Protection	13	14	15	12	19	19	33	28	22	22	6	14	217	188	181	163
Juvenile Totals	38	23	24	17	40	29	42	41	36	36	19	39	384	301	422	223
Juvenile	0	0	1	0	0	0	0	0	0	0	0	0	1	13	12	8
Juvenile Abuse	27	12	13	8	23	14	29	31	27	24	5	32	245	142	224	105
Juvenile Delinquency	11	11	10	9	17	15	13	10	9	12	14	7	138	146	175	110
Traffic Totals	2,503	2,655	3,371	2,749	3,681	3,272	3,575	2,927	2,299	3,551	2,246	3,914	36,743	32,522	28,410	30,207
Traffic	2,421	2,573	3,294	2,684	3,599	3,209	3,492	2,845	2,236	3,453	2,198	3,832	35,836	31,661	27,463	29,372
DUI Traffic	82	82	77	65	82	63	83	82	63	98	48	82	907	861	947	835

CHILD SUPPORT

Paternity cases filed	6	10	3	14	28	25	18	19	12	10	30	13	188	167	65	117
Paternity cases established	2	4	3	8	7	12	10	8	7	9	3	15	88	62	55	59
Paternities excluded	0	0	5	1	1	6	2	4	0	2	0	4	25	16	13	4
Support Orders entered	124	55	205	165	188	96	81	62	47	108	43	97	1,271	988	940	482
Modification proceedings filed	14	10	21	18	20	17	32	20	20	18	11	11	212	233	283	219
Modification proceedings adjudicated	3	9	10	2	5	18	14	17	9	33	15	35	170	110	181	147
Enforcement actions filed	21	105	53	33	193	33	52	54	38	44	57	25	708	555	682	340
Enforcement actions adjudicated	71	84	92	139	193	138	134	101	70	145	58	128	1,353	1,118	1,095	551
Hearings set before Hearing Officer	51	37	144	87	70	141	131	92	34	146	52	170	1,155	845	1,065	819
Orders prepared by Hearing Officer	40	34	137	87	61	130	81	89	32	136	51	142	1,020	733	893	676

ASSET FORFEITURE FUND

STATEMENT OF REVENUE, EXPENDITURES AND FUND BALANCE

December 31, 2006

STATE'S ATTORNEY:

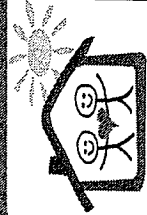
Beginning Balance 01/01/2006	\$ -44,342.04
(Reflects \$80,000 transfer to General Fund 12/31/02)	
(Reflects \$30,000 transfer to General Fund 12/31/03)	
Revenue	<u>15,272.69</u>
Total Funds Available	\$ -29,069.35
Expenditures	<u>4,385.32</u>
Fund Balance 12/31/06	\$ -33,454.67

SHERIFF:

Beginning Balance 01/01/2006	\$ 50,143.95
Revenue	<u>14,975.25</u>
Total Funds Available	\$ 65,119.20
Expenditures	<u>45,099.52</u>
Fund Balance 12/31/06	\$ 20,019.68


TOTAL FUND BALANCE	December 31, 2006	\$ -13,434.99
---------------------------	--------------------------	----------------------

McLean County Children's Advocacy Center Monthly Statistics November, 2006



	2005 INTERVIEWS VIC/OTHER/TOT	1ST. INTERVIEW 2006 MONTH/YTD	JUV.SUSPECT INTERVIEW 2006	SIB/WITNESS INTERVIEW 2006	2ND INTERVIEW 2006	OUT OF COUNTY INTERVIEW 2006	TOTAL MONTHLY INTERVIEWS	YTD TOTALS
JANUARY	19/6/25	14/14	1	5	0	0	20	20
FEBRUARY	5/12/17	20/34	2	5	0	1	28	48
MARCH	19/8/27	24/58	1	1	0	2	28	76
APRIL	17/3/20	8/66	0	4	0	0	12	88
MAY	8/4/12	16/82	2	8	1	3	30	118
JUNE	17/7/24	21/103	0	3	0	8	32	150
JULY	17/8/25	29/132	2	4	0	5	40	190
AUGUST	13/7/20	19/151	2	5	1	1	28	218
SEPTEMBER	10/5/15	13/164	0	4	0	0	17	235
OCTOBER	10/1/11	13/177	2	0	0	0	15	250
NOVEMBER	9/2/11	8/185	0	2	0	3	13	263
DECEMBER	3/1/4							
YEAR TO DATE TOTALS	147/64/211	185	12	41	2	23	263	263

CASA Monthly Statistics FY06

	New Children Cases Assigned	Child Cases Closed	Children Awaiting CASA Assignment	Total Children Served	CASAs Assigned	Total Number of Assigned CASAs	Reported CASA Volunteer Hours	CASAs Trained	Reports Filed	Court Hearings Attended
January	2	1	9	121	1	66	312.5	In progress	10	15
February	4	2	8	127	5	64	344.35	In progress	8	14
March	2	2	8	128	1	63	899.1	13	6	9
April	3	8	4	121	2	60	341.85	0	8	14
May	0	4	5	117	0	57	445.95	0	17	20
June	1	0	5	117	1	58	309.45	In progress	10	13
July	2	6	27	113	2	59	345.05	6	16	18
August	10	3	21	135	10	57	397.7	0	10	20
September	6	2	5	148	6	60	333	2 Livingston	13	30
October	5	1	6	155	5	62	365	0	9	28
November	2	8	13	149	2	61	328	0	13	18
December										
YTD Totals	37	37	111	155	35	62	4421.95	19	120	199

Nov 2006: 8 Children successfully achieved permanency. 2 children were adopted, 3 Children were placed in a subsidized

REPORT A
ACTIVITY OF ALL CIVIL CASES
DURING THE MONTH OF NOVEMBER 2006
IN THE CIRCUIT COURT OF THE 11th JUDICIAL CIRCUIT
McLEAN COUNTY

CATEGORY	BEGIN PENDING	CODE	NEW FILED	REINSTATED	DISPOSED	END PENDING 2006	END PENDING 2005
Adoption	36	AD	1	0	8	29	20
Arbitration	266	AR	44	7	45	272	257
Chancery	269	CH	35	0	23	281	227
Dissolution of Marriage	443	D	48	0	41	450	449
Eminent Domain	1	ED	0	0	0	1	2
Family	292	F	70	3	46	319	283
Law => \$50,000 - Jury	296	L	6	0	3	299	294
Law => \$50,000 - Non-Jury	185	L	7	0	3	189	163
Law = < \$50,000 - Jury	0	LM	0	0	0	0	1
Law = < \$50,000 - Non-Jury	178	LM	74	4	86	170	109
Municipal Corporation	0	MC	0	0	0	0	1
Mental Health	13	MH	13	0	18	8	13
Miscellaneous Remedy	149	MR	24	0	20	153	128
Order of Protection	18	OP	8	0	14	12	10
Probate	1,075	P	25	0	10	1,090	1,104
Small Claim	739	SC	264	19	207	815	388
Tax	7	TX	0	0	0	7	6
TOTAL CIVIL	3,967		619	33	524	4,095	3,455

REPORT B
 ACTIVITY OF ALL CRIMINAL CASES
 DURING THE MONTH OF NOVEMBER 2006
 IN THE CIRCUIT COURT OF THE 11TH JUDICIAL CIRCUIT
 McLEAN COUNTY

	BEGIN PENDING	CODE	NEW FILED	NO. OF DEFTS. NEW	REINSTATED	DISPOSED	END PENDING 2006	END PENDING 2005
CONTEMPT OF COURT	0	C.C.	2	2	0	2	0	3
CRIMINAL FELONY	820	CF	95	95	0	112	803	822
CRIMINAL MISDEMEANOR	1,022	CM	247	247	0	198	1,071	806
TOTAL CRIMINAL	1,842		344	344	0	312	1,874	1,631

REPORT C
 ACTIVITY OF ALL JUVENILE CASES
 DURING THE MONTH OF NOVEMBER 2006
 IN THE CIRCUIT COURT OF THE 11TH JUDICIAL CIRCUIT
 McLEAN COUNTY

CATEGORY	BEGIN PENDING	CODE	NEW FILED	NO. OF DEFTS. NEW	REINSTATED	DISPOSED	END PENDING 2006	END PENDING 2005
JUVENILE	7	J	0	0	0	0	7	18
JUVENILE ABUSE & NEGLECT	396	JA	11	11	0	13	394	287
JUVENILE DELINQUENT	103	JD	16	16	6	25	100	120
TOTAL JUVENILE	506		27	27	6	38	501	425

REPORT D
 ACTIVITY OF ALL OF ALL DUI/TRAFFIC/CONSERVATION/ORDINANCE CASES
 DURING THE MONTH OF NOVEMBER 2006
 IN THE CIRCUIT COURT OF THE 11TH JUDICIAL CIRCUIT
 McLEAN COUNTY

CATEGORY	BEGIN PENDING	CODE	NEW FILED	REINSTATED	DISPOSED	END PENDING 2006	END PENDING 2005
CONSERVATION VIOLATION	13	CV	12	0	7	18	15
DRIVING UNDER THE INFLUENCE	501	DT	59	0	67	493	437
ORDINANCE VIOLATION	1,016	OV	159	0	254	921	888
TRAFFIC VIOLATION	17,900	TR	4,540	24	3,648	18,816	13,601
TOTALS:	19,430		4,770	24	3,976	20,248	14,941

**REPORT NO. E
TIME LAPSE OF ALL CASES DISPOSED OF BY JURY VERDICT
IN ALL CATEGORIES
DURING THE MONTH NOVEMBER 2006
IN THE CIRCUIT COURT OF THE 11th JUDICIAL CIRCUIT
McLEAN COUNTY**

CASE NUMBER	FILING DATE	DATE OF VERDICT
06 TR 18799	07/05/06	11/06/06
06 DT 374	05/22/06	11/06/06
06 CF 365	04/10/06	11/07/06
06 DT 515	07/27/06	11/08/06
06 CM 24	01/09/06	11/08/06
06 CF 621	06/23/06	11/09/06
01 L 179	10/25/01	11/17/06
05 L 158	10/13/05	11/27/06

NOTE: THIS REPORT SHOULD NOT INCLUDE ANY REINSTATED CASES UNLESS TIME-LAPSE IS COMPUTED FROM DATE OF REINSTATEMENT.

REPORT F
DISPOSITION OF DEFENDANTS CHARGED WITH FELONIES (1)
DURING THE MONTH OF NOVEMBER 2006
IN THE CIRCUIT COURT OF THE 11TH JUDICIAL CIRCUIT
McLEAN COUNTY

	NOT CONVICTED					CONVICTED			TOTAL DEFENDANTS DISPOSED OF		
	NOLLE	S.O.L.	REDUCED TO MISDEMEANOR	DISMISSED	OTHER(2)	ACQUITTED BY		GUILTY PLEA		BENCH TRIAL	JURY TRIAL
						BENCH TRIAL	JURY TRIAL				
10	0	5	0	0	3	0	0	92	0	2	112

1) NOT NECESSARILY DIFFERENT DEFENDANTS
2) INCLUDES COURT ACTION: NO BILL, TRANSFERRED/NO JURISDICTION, DEATH SUGGESTED/CAUSE ABATED, UNFIT TO STAND TRIAL, SEXUALLY DANGEROUS, TRANSFERS TO WARRANT CALENDAR, AND EXTRADITION PROCEEDING FILED AS A FELONY.

Conditional Discharge

REPORT F
DISPOSITION OF DEFENDANTS CHARGED WITH FELONIES ⁽¹⁾
THROUGH THE MONTH OF NOVEMBER 2006
IN THE CIRCUIT COURT OF THE 11TH JUDICIAL CIRCUIT
MCLEAN COUNTY

	NOT CONVICTED							CONVICTED			TOTAL DEFENDANTS DISPOSED OF
	NOLLE	S.O.L.	REDUCED TO MISDEMEANOR	DISMISSED	OTHER(2)	ACQUITTED BY		GUILTY PLEA	BENCH TRIAL	JURY TRIAL	
						BENCH TRIAL	JURY TRIAL				
JAN	19	0	8	0	0	0	2	73	1	3	106
FEB	13	0	6	1	1	0	1	48	0	0	70
MAR	21	0	14	0	1	0	0	85	0	2	123
APR	33	0	8	0	1	0	0	49	2	1	94
MAY	15	0	10	0	1	3	0	60	3	3	95
JUNE	16	0	5	0	1	1	2	70	1	2	98
JULY	17	0	4	0	1	0	2	72	2	3	101
AUG	29	0	12	0	0	1	0	109	3	4	158
SEPT	20	0	11	0	0	2	0	76	0	4	113
OCT	17	0	14	2	0	2	0	123	3	4	165
NOV	10	0	5	0	0	3	0	92	0	2	112
DEC											
TOTAL	210	0	97	3	6	12	7	857	15	28	1235

1) NOT NECESSARILY DIFFERENT DEFENDANTS
2) INCLUDES COURT ACTION: NO BILL, TRANSFERRED/NO JURISDICTION, DEATH SUGGESTED/CAUSE ABATED, UNFIT TO STAND TRIAL, SEXUALLY DANGEROUS, TRANSFERS TO WARRANT CALENDAR, AND EXTRADITION PROCEEDING FILED AS A FELONY.

REPORT G
SENTENCE OF DEFENDANTS CHARGED WITH FELONIES
DURING THE MONTH OF NOVEMBER 2006
IN THE CIRCUIT COURT OF THE 11th JUDICIAL CIRCUIT
McLEAN COUNTY

TOTAL NUMBER OF DEFENDANTS CONVICTED OF FELONIES BY GUILTY PLEA, BENCH TRIAL AND JURY TRIAL (FROM REPORT F). THIS TOTAL MUST EQUAL THE NUMBER OF FELONY SENTENCES ON THE FELONY SENTENCE TABLE BELOW.

TOTAL NUMBER OF CONVICTED FELONIES: 94
(FROM REPORT F)


FELONY SENTENCE TABLE

	CLASS M	CLASS X	CLASS 1	CLASS 2	CLASS 3	CLASS 4	TOTALS
1. DEATH	0	0	0	0	0	0	0
2. LIFE	0	0	0	0	0	0	0
3. IDOC	1	4	1	5	9	18	38
4. PROBATION	0	0	1	4	12	26	43
5. OTHER	0	0	0	0	10	3	13
TOTALS:	1	4	2	9	31	47	94

* Conditional Discharge

REPORT H
ORDERS OF PROTECTION ISSUED
DURING THE MONTH OF NOVEMBER 2006
IN THE CIRCUIT COURT OF THE 11TH JUDICIAL CIRCUIT
McLEAN COUNTY

	<u>EMERGENCY</u>	<u>INTERIM</u>	<u>PLENARY</u>
DIVORCE	1	0	0
FAMILY (OP)	8	1	2
CRIMINAL	4	0	8
TOTAL:	13	1	10



McLEAN COUNTY SHERIFF'S OFFICE
MIKE EMERY, SHERIFF
"Peace Through Integrity"
Administration Office
(309) 888-5034
104 W. Front Law & Justice Center Room 105
P.O. Box 2400 Bloomington, Illinois 61702-2400

Detective Commander (309) 888-5051
Patrol Commander (309) 888-5859
Patrol Duty Sergeant (309) 888-5019
Jail Division (309) 888-5065
Process Division (309) 888-5040
Records Division (309) 888-5055
Domestic Violence Division (309) 888-4940
FAX (309) 888-5072

December 27, 2006

TO: Mr. Tari Renner, Chairman
FROM: Sheriff Mike Emery
SUBJ: JANUARY 8TH, 2007 JUSTICE COMMITTEE AGENDA

Dear Chairman Renner:


I would respectfully request that the following two (2) items be placed on the January 8th, 2007 Justice Committee Agenda for information only.

Information

- 1) **Grand Jury Inspection Report:** Attached, please find a copy of the observations made by the Grand Jury when they inspected the McLean County Detention Center on December 15th, 2006.
- 2) **McLean County Detention Facility Population Report:** (Please see attached).

If you have any questions, prior to the meeting, please feel free to contact me.

Respectfully,


Mike Emery
Sheriff

ME:jc

06-130

FILED
DEC 14 2006
SS
CIRCUIT CLERK

STATE OF ILLINOIS
COUNTY OF MC LEAN

IN THE CIRCUIT COURT OF THE
ELEVENTH JUDICIAL CIRCUIT

GRAND JURY INSPECTION REPORT

On December 13, 2006, the Grand Jury of McLean County, pursuant to statute, inspected the McLean County Jail. An orientation regarding the purpose of the tour was provided by Assistant State's Attorney Sandra Thompson and conducted by McLean County Jail Operations Officer Greg Allen. The Grand Jury made the following observations.

1. Security: The Grand Jury was satisfied with the overall security provided in the jail.
2. Sanitation and Cleanliness: The Grand Jury was satisfied with the overall cleanliness of the jail including the hallways and individual cells.
3. Kitchen and food handling: It was the observation of the Grand Jury that the kitchen area was clean and generally well kept. Need to put video in kitchen. Didn't like there was one kitchen employee to lots of inmates.
4. Recreational Facilities, Library and Programs: The indoor and outdoor recreational facilities seemed appropriate and more than adequate.
5. Safety: The McLean County Jail appeared safe and the design of the structure allowed for prisoners to be easily moved and/or restricted by closing off areas. The pods seem to provide an incentive for inmates to behave in order to remain in the pod. The booking area with two sets of holding cells and a lounge area seemed an appropriate method of securing persons arrested and separating persons who are cooperative from those who may be acting out at the booking desk. The two vehicle sally port seems inadequate for the volume of traffic received. Need more guards in pods.
6. General Maintenance: The Grand Jury found the facility to be maintained in a fair to good condition.
7. Space: The Information provided indicates that the number of inmates currently housed is routinely over the maximum recommended by the Department of Corrections and for which the jail was designed. It appeared that all space was utilized. More space is needed in the female section now with the general increase of females in jail population. Medical services appear adequate but the space provided seems somewhat inadequate. (Did not get to see, they were working on it.)
8. Staffing: The Grand Jury was impressed with the overall appearance and competence of the jail staff.
9. General observations and summary: The Grand Jury was impressed with the overall appearance, security and personnel of the McLean County Jail. The information provided by Mr. Phares was especially appreciated including answering of questions and his willingness to discuss the underlying program, policies and procedures. The new systems implemented regarding sharing information with video imaging and computerization demonstrate ongoing improvements in efficiency.

DATED: 12-13-06

Michael J. Steno
Grand Jury Foreperson

MCDF-Fourth Quarter
Population Report
December
2006

Date	Total		IN House	Spec Needs		Str. Sent		Work Rel/Weekend		Other Fac		
	Pop	House		Female	Male	Female	Male	Female	Male	Female	Male	
1	192	177	18	174	4	12	7	49	1	18	0	0
2	211	203	23	188	5	16	7	50	2	20	0	0
3	214	206	22	192	5	17	7	51	2	21	0	0
4	206	188	20	186	4	17	6	49	0	20	0	0
5	207	189	20	187	5	13	6	53	0	21	0	0
6	208	191	22	186	5	16	6	51	2	21	0	0
7	217	199	26	191	6	18	6	48	2	21	0	0
8	212	194	23	189	6	22	7	46	2	21	0	0
9	216	207	26	190	7	24	8	50	2	21	0	0
10	213	204	26	187	6	20	8	48	2	21	0	0
11	210	189	28	182	6	15	8	46	2	22	0	0
12	220	199	28	192	7	18	9	41	2	22	0	0
13	212	191	27	185	6	16	9	44	2	21	0	0
14	216	194	27	189	5	17	9	41	2	20	0	0
15	225	203	26	199	6	26	8	38	2	20	0	0
16	230	219	27	203	6	27	9	43	2	21	0	0
17	226	216	26	200	7	24	6	43	1	21	0	0
18	217	196	22	195	6	24	7	43	1	21	0	0
19	213	192	23	190	5	20	7	44	1	21	0	0
20	204	183	22	182	5	18	5	37	1	21	0	0
21	195	176	21	174	7	17	4	32	1	20	0	0
22	191	173	21	170	8	18	4	29	1	20	0	0
23	184	174	20	164	5	19	4	30	1	19	0	0
24	186	178	20	166	4	23	3	24	0	20	0	0
25	170	151	17	153	3	16	3	23	0	20	0	0
26	167	149	17	150	4	16	3	23	0	18	0	0
27	171	154	15	156	3	14	3	28	0	18	0	0
28	182	166	18	164	4	15	3	33	0	16	0	0
29	180	165	20	160	8	13	4	31	0	16	0	0
30												
31												
Total	5895	5426	651	5244	158	531	176	1168	34	582	0	0
Average												
Dec-06	203.28	187.10	22.45	180.828	5.45	18.31	6.07	40.28	1.17	20.07	0.00	0.00

MCDF Average Population
By Month 2006

Month	January	February	March	April	May	June	July	August	Sept	October	Nov	Dec	Average
Daily Total	226.32	232.43	216.81	214.20	223.06	244.43	223.42	221.39	228.10	241.52	217.60	203.28	224.38
In House	200.42	200.42	203.03	203.87	211.45	203.40	200.42	193.41	201.07	205.68	194.93	187.10	200.43
Female	32.77	31.43	31.03	31.87	29.29	35.80	32.45	29.03	29.70	32.45	26.07	22.45	30.36
Male	193.55	201.00	185.74	182.33	193.77	208.63	190.97	192.35	198.40	209.06	191.53	180.82	194.01
Spec Needs Female	7.94	6.18	7.52	6.87	7.06	6.60	6.74	6.39	6.07	6.29	6.10	5.45	6.60
Spec Needs Male	13.94	15.93	14.35	14.27	16.35	14.37	14.77	14.65	18.10	18.06	14.67	18.31	15.65
Str Sent Female	4.97	6.68	10.90	10.93	8.29	9.77	6.74	6.87	7.70	9.13	8.57	6.07	8.05
Str Sent Male	51.90	52.11	43.94	37.80	38.00	49.07	33.71	39.55	43.93	50.90	47.60	40.28	44.07
Weekender Work Rel Female	5.10	5.07	2.65	2.17	1.16	2.23	1.77	1.81	1.67	4.19	2.17	1.17	2.60
Weekender Work Rel Male	17.19	19.82	16.97	16.00	15.58	21.87	21.97	23.84	32.63	28.45	21.90	20.07	21.36
Other Fac Female	00.00	00.00	00.00	00.00	00.00	00.00	.39	.94	00.00	2.77	.63	00.00	0.39
Other Fac Male	9.35	18.14	1.58	00.00	2.58	26.00	8.10	8.87	3.70	11.06	5.30	00.00	7.89

**Office of the Coroner
McLean County
NOV 2006 REPORT**

	NOV 2006	NOV 2005	TYTD 2006	LYTD 2005
<i>Cases</i>	73	80	793	768
<i>Autopsies</i>	9	5	77	72
<i>Out/County Autopsies</i>	14	14	159	254
<i>Inquests</i>	2	6	44	49

NOV TOTAL DEPOSITS

	BUDGET	ACTUAL
<i>Copy Fees</i>	\$ 6,000.00	5,296.60
<i>Morgue Fee</i>	28,750.00	33,230.00
<i>Reim/Services</i>	250.00	168.95
<i>Paid to Facilities Mgt</i>	--	6,660.00
<i>Funeral Director Assn. Gift</i>	--	1,200.00

NOV DEATH INVESTIGATIONS THAT INCLUDE AUTOPSY AND FOLLOW-UP

Traffic Crash – 1

Medical/Sudden death – 1

Homicide – 0

Other (pending tox. & autopsy results and/or inquest ruling) – 7

OPEN DEATH INVESTIGATIONS

Traffic Crash – 4 Homicide – 0

Medical/Sudden death – 2 Other/Pending - 15

January 8, 2007

**McLean County Board
Justice and Public Safety Committee
Bloomington, IL 61701**

Re: Monthly Caseload - MONTH ENDING November 30, 2006

Dear Committee Members:

Pursuant to statute, I am forwarding this report to your attention and I am causing a copy to be filed with the Circuit Clerk's office of McLean County.

During the above-mentioned time period, in the discharge of our duties to indigent persons in McLean County we have been assigned the following new cases in the area set forth. The activities in which we are involved differ in no substantial manner from those which have earlier been reported.

CASE TYPES	MONTHLY TOTALS 2005	MONTHLY TOTALS 2006	YTD TOTALS 2005	YTD TOTALS 2006	% CHANGE YTD
FELONIES	69	47	942	886	<6%>
DRUG COURT	0	1	0	7	N/A
MISDEMEANORS	98	106	1,211	1,066	<12%>
DUI	17	27	241	274	12%
TRAFFIC	54	89	555	636	13%
JUVENILE	20	16	189	336	44%
(DELINQUENT)	16	12	100	118	15%
(ABUSE/NEGLECT)	4	4	89	118	25%
MENTAL HEALTH CASES	3	3	37	41	10%
Involuntary Commitment	3	3	30	37	19%
Medication Compliance Orders	0	0	7	4	<43%>
POST-CONVICTION & SVPCA CASES	0	1	6	4	<50%>
TOTAL	261	290	3,181	3,250	2%

Following are the caseload assignments to each of the full-time and contract attorneys for the reporting month of: **MONTH ENDING November 30, 2006.**

CASE TYPE	PUBLIC DEFENDER ATTORNEYS	NEW MONTHLY TOTALS	YTD TOTALS	NEW PTR/REVIEW TOTALS
F	JON MCPHEE	0	67	0
F	CARLA HARVEY	8	93	3
F	JAMES TUSEK	5	110	2
F	RONALD LEWIS	8	108	2
F	BRIAN MCELLOWNEY	5	112	4
F	JOHN WRIGHT-C	4	72	N/A
F	TERRY DODDS-C	5	79	N/A
F	CHRIS GRAMM-C	4	64	N/A
M	KELLY HARMS	52	482	3
M	MARINNA WRIGHT	33	551	9
F	MARINNA WRIGHT	11	152	1
TR	MATTHEW KOETTERS	39	467	0
DUI	MATTHEW KOETTERS	12	141	2
TR	CHRISTOPHER NOLAN	49	163	1
DUI	CHRISTOPHER NOLAN	15	133	3
M	CHRISTOPHER NOLAN	21	29	1
JD	ART FELDMAN	12	118	7
JA	KELLY STACEY	3	82	N/A
JA	ROB KEIR	3	77	N/A
JA	ALAN NOVICK-C	0	9	N/A
PC/SVP	KEITH DAVIS-C	1	4	N/A
PVT	PRIVATE COUNSEL	22	279	N/A
W/D	WITHDRAWN	5	35	N/A

PTR= Petition to Revoke Probation

F = Felony

J = Juvenile

O = Other

P.C.=Post Conviction Remedy Cases

C= Contract Attorney (6-7 Cases per Month)

DUI= DUI

TR= Traffic

M= Misdemeanor

January 8, 2007

TO: Justice Committee

FROM: Amy Johnson Davis

RE: Monthly Report

NOVEMBER 2006 DISPOSITIONS

DISPOSITION	FELONY	MISDEMEANOR	TRAFFIC / DUI
PLEA / ORIGINAL OFFER	41	46	31
PLEA / LESSER	16	1	1
BENCH TRIAL / WIN	1	0	0
BENCH TRIAL / LOSS	0	0	0
JURY TRIAL / WIN	0	0	0
JURY TRIAL / LOSS	0	0	0
DISMISSED / UPFRONT	0	15	2
DISMISSED / TRIAL	3	10	1
KNOCKDOWN	0	0	0
DISMISSED PER PLEA	1	11	7
PRIVATE COUNSEL	8	9	5
PLEA / BLIND	0	0	2
REFILED AS FELONY	N/A	0	2
WITHDRAWN	2	3	0
DIRECTED VERDICT	0	0	0
P.D. DENIED/NOT RECOMMENDED	2	7	0

DATE: January 8, 2007

TO: Honorable Members of the Justice Committee,
McLean County Board

FROM: Cindy L. Brand
Jury Coordinator

RE: Statistics and Progress – Annual Report

I am submitting for your information the annual statistics of our activity.

As shown in the Comparative Jury Trial Statistics the number of jury trials held during 2006 was 127 compared with 91 in 2005. This is an increase of 36 cases.

During 2006, 22% of the groups of jurors called in were sent home because the trial was unable to be held. This low figure is an indication of the judges' attention to finalizing jury plans before calling in jurors but also fluctuates due to the uncertain nature of trials and defendants. Waiting time for jurors (time between reporting for orientation and going to a courtroom) was also been decreased during the last half of 2006.

Reimbursement to jurors for mileage increased January 1st to 38 cents from 32 ½ cents due to the increase in gas prices over the past year.

During non-jury weeks we continue to make the jury assembly room available to other departments for large meetings.

**Comparative Jury Trial Statistics
Number of Trials Conducted**

Month:	2006	2005	2004	2003	2002	2001
Jan:	11	7	12	13	10	11
Feb:	11	8	8	9	9	8
Mar:	5	7	7	8	8	18
Apr:	8	8	6	3	10	6
May:	10	7	14	11	9	12
June:	12	10	12	0	8	9
July:	14	7	12	5	10	15
Aug:	13	4	12	6	12	9
Sept:	16	12	9	7	11	11
Oct:	5	5	11	7	13	11
Nov:	12	7	5	8	10	2
Dec:	10	9	6	14	10	11
Totals:	127	91	114	91	120	123

JUROR UTILIZATION REPORT

YEAR ENDING 2006

	Jan	Feb	Mar	Apr	May	June
Sets called in:	13	12	6	12	14	14
Sets sent home:	2	1	1	4	4	2
Sets to trials:	11	11	5	8	10	12
% Sent home	15%	8%	17%	33%	29%	14%

	July	Aug	Sept	Oct	Nov	Dec
Sets called in:	17	14	19	10	17	14
Sets sent home:	3	1	3	5	5	4
Sets to trials:	14	13	16	5	12	10
% Sent home	18%	7%	16%	50%	29%	29%

Year-End Recap

Sets called in:	162
Sets sent home	35
Sets to trial	127
Total % Sent Home	22%


2006
TIME UTILIZATION OF JURORS
(Average for Month Shown)

	<u>Reporting time to Time Sent to Court</u>	<u>Requested Time to Time Sent to Court</u>	<u>Time to Select Jury</u>
June	1 hr. 42 min.	1 hr. 4 min.	1 hr. 55 min.
July	1 hr. 30 min.	54 min.	2 hr. 30 min.
Aug	1 hr. 6 min.	32.5 min.	2 hr. 47 min.*
	Note: 2 lengthy trials required more jury selection time		
Sept	1 hr. 25 min.	52 min.	2 hr. 16 min.
Oct	1 hr. 46 min.	1 hr. 6 min.	4 hr. 12 min.*
	Note: 2 lengthy trials required more jury selection time		
Nov	1 hr. 22 min	41 min.	2 hr. 17 min.
Dec	1 hr. 16 min.	43 min.	2 hr. 5 min.
	Average for 7 months		
	1 hr. 27 min	50 min.	2 hr. 35 min.

****Reporting time is 30 minutes before Requested Time**

JUROR PAYMENT SUMMARY REPORT

SUB-PANEL	APPEARANCE DATE	JURORS SUMMONED	JURORS SERVED	PER DIEM PAID	MILEAGE PAID	PARKING PAID	MISCELLANEOUS PAID	OTHER PAID	TOTAL PAID
JAB Petit	Jan 09, 2006	260	175	\$3210.00	\$1361.75	\$0.00	\$0.00	\$0.00	\$4571.75
JAZ Coroner	Jan 12, 2006	34	30	\$440.00	\$194.35	\$0.00	\$0.00	\$0.00	\$634.35
JAC Petit	Jan 17, 2006	220	148	\$2240.00	\$1077.05	\$0.00	\$0.00	\$0.00	\$3317.05
FBG Grand	Feb 01, 2006	34	26	\$1530.00	\$582.40	\$0.00	\$0.00	\$0.00	\$2112.40
FBA Petit	Feb 06, 2006	230	105	\$2570.00	\$1337.05	\$0.00	\$0.00	\$0.00	\$3907.05
FBB Petit	Feb 14, 2006	240	143	\$1820.00	\$969.80	\$0.00	\$0.00	\$0.00	\$2789.80
FBC Petit	Feb 21, 2006	600	335	\$9650.00	\$4936.10	\$0.00	\$0.00	\$0.00	\$14586.10
MRZ Coroner	Mar 09, 2006	34	32	\$390.00	\$185.90	\$0.00	\$0.00	\$0.00	\$575.90
MRB Petit	Mar 13, 2006	215	100	\$1260.00	\$687.70	\$0.00	\$0.00	\$0.00	\$1947.70
MRC Petit	Mar 20, 2006	240	100	\$1510.00	\$764.40	\$0.00	\$0.00	\$0.00	\$2274.40
APG Grand	Apr 05, 2006	34	38	\$1370.00	\$746.85	\$0.00	\$0.00	\$0.00	\$2116.85
APB Petit	Apr 10, 2006	250	151	\$3290.00	\$1524.25	\$0.00	\$0.00	\$0.00	\$4814.25
APC Petit	Apr 17, 2006	220	123	\$1880.00	\$1052.35	\$0.00	\$0.00	\$0.00	\$2932.35
MYB Petit	May 08, 2006	260	156	\$3700.00	\$1691.30	\$0.00	\$0.00	\$0.00	\$5391.30
MYZ Coroner	May 11, 2006	34	27	\$340.00	\$182.65	\$0.00	\$0.00	\$0.00	\$522.65
MYC Petit	May 15, 2006	250	105	\$3520.00	\$1673.75	\$0.00	\$0.00	\$0.00	\$5193.75
MYD Petit	May 22, 2006	120	36	\$360.00	\$157.95	\$0.00	\$0.00	\$0.00	\$517.95
JNG Grand	Jun 07, 2006	34	35	\$1120.00	\$369.20	\$0.00	\$0.00	\$0.00	\$1489.20
JNB Petit	Jun 12, 2006	240	178	\$4550.00	\$2317.90	\$0.00	\$0.00	\$0.00	\$6867.90
JNC Petit	Jun 19, 2006	220	100	\$1410.00	\$668.85	\$0.00	\$0.00	\$0.00	\$2078.85
JLB Petit	Jul 10, 2006	250	124	\$1910.00	\$845.65	\$0.00	\$0.00	\$0.00	\$2755.65
JLZ Coroner	Jul 13, 2006	34	23	\$400.00	\$139.75	\$0.00	\$0.00	\$0.00	\$539.75
JLC Petit	Jul 17, 2006	270	177	\$5030.00	\$2338.70	\$0.00	\$0.00	\$0.00	\$7368.70
AUG Grand	Aug 02, 2006	34	40	\$1460.00	\$748.15	\$0.00	\$0.00	\$0.00	\$2208.15
AUA Petit	Aug 07, 2006	240	128	\$2520.00	\$1123.85	\$0.00	\$0.00	\$0.00	\$3643.85
AUB Petit	Aug 14, 2006	270	158	\$5800.00	\$3238.30	\$0.00	\$0.00	\$0.00	\$9038.30
SPA Petit	Sep 05, 2006	250	35	\$740.00	\$255.45	\$0.00	\$0.00	\$0.00	\$995.45
SPB Petit	Sep 11, 2006	280	150	\$4090.00	\$1885.00	\$0.00	\$0.00	\$0.00	\$5975.00
SPZ Coroner	Sep 14, 2006	34	29	\$510.00	\$302.90	\$0.00	\$0.00	\$0.00	\$812.90
SPC Petit	Sep 18, 2006	250	130	\$1860.00	\$978.90	\$0.00	\$0.00	\$0.00	\$2838.90
SPD Petit	Sep 25, 2006	95	42	\$420.00	\$164.45	\$0.00	\$0.00	\$0.00	\$584.45
OCG Grand	Oct 04, 2006	34	42	\$1400.00	\$530.40	\$0.00	\$0.00	\$0.00	\$1930.40
OCB Petit	Oct 10, 2006	230	149	\$4330.00	\$1855.10	\$0.00	\$0.00	\$0.00	\$6185.10
OCC Petit	Oct 16, 2006	220	96	\$1530.00	\$740.35	\$0.00	\$0.00	\$0.00	\$2270.35
NVA Petit	Nov 06, 2006	280	160	\$5970.00	\$2622.75	\$0.00	\$0.00	\$0.00	\$8592.75
NVZ Coroner	Nov 09, 2006	34	21	\$360.00	\$193.05	\$0.00	\$0.00	\$0.00	\$553.05
NVB Petit	Nov 13, 2006	220	132	\$1830.00	\$855.40	\$0.00	\$0.00	\$0.00	\$2685.40



EMERGENCY MANAGEMENT AGENCY

(309) 888-5020 FAX: (309) 888-5534

104 W. Front St., Room B10 P.O. Box 2400 Bloomington, Illinois 61702-2400

To: The Honorable Chairman and Members of the Justice Committee

From: Curtis Hawk, Director *Curtis Hawk*

Date: December 29, 2006

Re: Purchase of Replacement Truck

We would like to purchase from Richmond City Fire Department a 1990 GMC Kodiak Vehicle. This unit will replace two aging and outdated trucks in our fleet with a much more capable single unit. (See attached fliers) The original asking price for the GMC was \$62,500. Chief Rick Gallas has lowered his price to McLean County to \$50,000.

The two trucks that we are planning to trade are Squad 51 it is a 38-year-old Chevrolet truck & Squad 52 is a 22-year-old Ford truck, both were converted into a squad trucks by former members of MCES. Currently both trucks are used as a response trucks for EMA rescue calls, lighting support for fire ground operations and to tow the squads rescue boat trailer and hazardous incident trailer. These units are already stretched to the limit to carry the Emergency Squad Team's equipment. Towing the trailers with #51 is dangerous since it lacks the required towing & braking power. There is a lack of confidence among squad members on the ability of this truck to respond when needed.

We are recommending dropping the following response capabilities from our operations. Following this plan Trucks 51 and 52 no longer meet the needs of Emergency Management for the following reasons:

- **AUTO EXTRICATION:** McLean County Rescue had the longest-running auto extrication service in the county's history. Once hailed as the pride of extrication service, this related response has dwindled over the years. Local fire departments have largely grown their own auto extrication services and do so with modern equipment and techniques. Today, EMA is first-run for two county fire departments concerning auto extrication. The other 28 agencies have removed EMA from their response plans. To continue this service at a level expected by today's standards would require expenses that cannot be justified.
- **HAZARDOUS MATERIALS RESPONSE:** In the three years since building this capability, EMA has used its equipment in one joint response with Bloomington Fire. In that response, EMA's equipment did not make a sizable impact on the event. Bloomington Fire is the state-licensed HazMat team and EMA should no longer continue supplying a hazardous materials response team.

EMA will, however, continue to assist in the **support functions** and in incident management of any HazMat operation, when called upon by Bloomington Fire.

- **TECHNICAL RESCUE:** McLean County EMA has unique capabilities in technical rescue, specifically related to its vehicle-mounted vertical lift capabilities. Due to the condition of our vehicle operational capabilities we are again limited on this response. Following the State guidelines for technical rescue the vertical lift capabilities of our trucks although we find are very safe they cannot be certified in their lifting capacities and safety by any OSHA or other National Institutes of Vehicle Safety. Normal Fire Department TRT is the state-licensed team and EMA can offer little additional value to this service.

The proposed replacement truck would enhance the following operations that we plan to focus much of our training and response capabilities on.

SCENE LIGHTING: EMA receives some of its highest praise from agencies who utilize our emergency lighting services. These services are robust, flexible and very capable. While no major improvements are needed in this sector, routine repair and replacement of equipment is warranted to ensure this capability remains at peak performance and we continue to provide the service in the quality expected. The current new truck received from Homeland Security along with the proposed new truck will provide for this operation.

WATER RESCUE & RECOVERY: Hudson Fire's Dive Team has become the sanctioned dive team for McLean County. However, any water rescue event on the three major lakes of McLean County requires joint response due to the area needing to be covered. During two separate drowning incidents in 2004, EMA assisted Hudson each time. EMA has robust capabilities in this sector, including three boats, dive suits and related equipment. EMA should continue to enhance its relationship with Hudson Dive and continue joint training, whenever possible. The proposed truck has the room and design to handle the dive equipment and the crew space in the rear where they can discreetly change into the dive suits.

MASS CASUALTY INCIDENT RESPONSE: EMA is responsible for housing, equipping and staffing the county's MCI trailer. With the inclusion of new grant-funded equipment that is targeted at EMT-Intermediates and paramedics, EMA needs to coordinate with the county EMS office to ensure the trailer is equipped in a logical manner and that all ILS and ALS supplies are properly maintained. Partnering with the EMS office will provide another avenue for educating county EMS providers on the trailer's capabilities and inclusion in local disaster drills. EMA also needs to secure funding to finish outfitting of the new trailer. Outstanding issues include oxygen tank tubing installation, acquisition/installation of 2 radios and trailer striping/lettering. These two trucks out of our fleet of eight vehicles have dominated the majority of both the maintenance and fuel lines of our budget.

GROUND SEARCH & RESCUE: In 2006, EMA reconstituted its GSAR team. The team has received certified training and is in the process of building out the program. The proposed truck will enhance this operation also with having the space to store the searchers gear bags and equipment and the rear area will provide space for the GIS Mapping and Search Master's planning arena.

Thank you.

**An EMERGENCY APPROPRIATION Ordinance
Amending the McLean County Fiscal Year 2007
Combined Annual Appropriation and Budget Ordinance
General Fund 0001, County Board 0001, Fleet Program 0100**

WHEREAS, the McLean County Board, on November 21, 2006, adopted the Combined Annual Appropriation and Budget Ordinance, which sets forth the revenues and expenditures deemed necessary to meet and defray all legal liabilities and expenditures to be incurred by and against the County of McLean for the 2007 Fiscal Year beginning January 1, 2007 and ending December 31, 2007; and,

WHEREAS, the Combined Annual Appropriation and Budget Ordinance includes the operating budget for the General Fund 0001, County Board 0001, Fleet Program 0100; and,

WHEREAS, EMA has received notice of the sale of a 1990 GMC Kodiak Commander Emergency Support Vehicle from the City of Richmond, Illinois; and,

WHEREAS, EMA desires to purchase the 1990 GMC Kodiak Commander Emergency Support Vehicle to replace two older vehicles: a 1968 Chevrolet Truck and a 1984 Ford Truck; and,

WHEREAS, EMA plans to dispose of the 1968 Chevrolet Truck and the 1984 Ford Truck in accordance with the County's policy for the disposition of capital equipment; and,

WHEREAS, the purchase of the 1990 GMC Kodiak Commander Emergency Support Vehicle will enhance EMA's operations in scene lighting, water rescue and recovery, mass casualty incident response and ground search and rescue; and,

WHEREAS, the Justice Committee, on Monday, January 8, 2007, recommended approval of an Emergency Appropriation Ordinance to amend the Fiscal Year 2007 Combined Annual Appropriation and Budget Ordinance to appropriate sufficient funds to permit EMA to purchase the 1990 GMC Kodiak Commander Emergency Support Vehicle; now, therefore,

BE IT ORDAINED by the McLean County Board as follows:

1. That the County Treasurer is directed to add to the appropriated budget of the General Fund 0001, County Board 0001, Fleet Program 0100 the following revenue:

	<u>ADOPTED</u>	<u>ADD</u>	<u>AMENDED</u>
Unappropriated Fund Balance			
0001-0001-0100-0401.0001	\$ 0.00	\$ 50,000.00	\$ 50,000.00

2. That the County Auditor is directed to add to the appropriated budget of the General Fund 0001, County Board 0001, Fleet Program 0100 the following appropriation:

Capitalized Assets			
0001-0001-0100-0850.0001	\$ 165,000.00	\$ 50,000.00	\$ 215,000.00

3. That the County Clerk shall provide a certified copy of this ordinance to the County Administrator, County Auditor, County Treasurer, and the Director of the Emergency Services.

ADOPTED by the McLean County Board this 16th day of January, 2007.

ATTEST:


APPROVED:

Peggy Ann Milton, Clerk of the County Board,
McLean County, Illinois

Michael F. Sweeney, Chairman
McLean County Board



FOR SALE - \$62,500





1990 GMC Kodiak - The Commander Emergency Support Vehicle, Eight Compartment Unit with Command Center

Richmond Fire's Squad 1451 is For Sale. Interested parties should contact Chief Rick Gallas for more details and / or to arrange a test drive. Low mileage (less than 7,000 miles) this rig has a 215 HP, 3208T diesel engine. Used as a squad and command center, this vehicle has many extras and lots of storage compartments. Ideal for specialty response teams (SRT), Hazmat Command Center and SWAT Field Command Centers.

Call 815-678-3672 for more details.


- 25kw Katolight PTO generator with meter panel, 100 amp circuit panel, 1000w Vanner Inverter with four (4) plug outlet located in the command center.
- Emergency lighting, including two (2) 1500w KwikRaze telescoping lights (220v) on front, and rear green command oscillating light on the back.
- G.V.W.R: 30,000 lbs., 254" Wheelbase, Power steering
- Allison transmission, MT 643 automatic, 4-speed forward, 1-speed reverse
- 215 HP, Caterpillar 3208T Diesel engine
- Interior Command Center Width = 88.5", Length = 82", Height = 77", Command Center is air-conditioned & integrated CO meter.




- Eight (8) large storage compartments with aluminum interiors and roll-up doors.
- SCBA cylinder storage center and SCBA Pack storage carousel.
- Many heavy-duty slide out shelves.
- Excellent body condition and very low mileage engine.
- 31.5 foot overall vehicle length.
- Overall apparatus width 96", 236" wheelbase.

**Contact person: Chief Rick Gallas, Richmond Fire Dept., Richmond, Illinois 60071
Telephone: 815-678-3672, Email: rgallas@richmondfire.com**

PARIAL EQUIPMENT LIST:



Rescue 51 R-51



1968 Chevy Truck (original)
12,000# BOSS extrication Tool
5 come-a-longs with chain sets
2 300# Air gun kits & Air reel
4 sets spreader and wedges
75 gallon AFFF pre-mix system
2 Reciprocating saws & chain saw
K-12 saw with several type blades
10 foot ladder, 5 SCUBA bottles
Pry bars, Bolt cutters, & misc. hand tools
10 ton & 4 ton Ram sets
Stokes, backboards, ropes, & straps
3 5000# tank air cascade system

10000 watt diesel generator
2 1500 watt Metal Halide* lights
1 1000 watt Metal Halide
2 1000 & 2 500 watt quartz lights
4 wire electric cable reel
Electrical connectors
Several feet of cable
Grounding rod and cable
* Halide lights are about 3 times brighter than quartz

1984 Ford Truck
12000# Boss extrication tool
3 Extricator kits
Extricator II kit with a BOSS
2 300# air gun kits & air reel
75 gallon AFFF pre-mix system
2 45 minute SCBA packs with spare bottles
3 3000# SCUBA bottles
3 3000# & 1 5000# tank cascade system
Air impact wrench, grinder, and hand tools
K-12 saw with different type blades
10 ton & 20 ton ram sets
Chain saw & 2 reciprocating saws
6.5 KW generator
2 1000 watt Metal Halide lights
4 quartz lights, cable reel, cords, & ground rod
Stokes, backboards, ropes, & straps
Air bags and controllers
Aerial rescue equipment



Rescue 52 R-52

**Most extrication tools work with air. No other power source is required to operate.
Several of the same tools provide backups, as well as allowing for multi tasking.**

November 2006

COURT SERVICES ADULT/JUVENILE DIVISION STATISTICS

ADULT DIVISION

7 Officer Supervision Unit, 3 PSI Officers, and 1.5 Intake Officer

Total Caseload – 893 (876 last month)

Average caseload per officer 127 (60 AOIC recommendation – 126 last month)

Presentence Reports Completed – 13 (45 last month)

* Total Workload Hours Needed – 1420.50 (1679.50 last month)

** Total Hours Available - 1650.00

* According to AOIC standards it would take this amount of hours per month to complete all requirements of case supervision and report writing.

** The number of work hours available to the division (11 officers working 150 hours each per month).

AOIC workload standards indicate **an additional -2.03 adult officers are needed.** (-.31 last month)

JUVENILE DIVISION

3 ½ Officer Division

Total Caseload – 160 (170 last month)

Average caseload per officer 45.70 (35 AOIC recommendation)

Social History Reports Completed – 15 (15 last month)

* Total Workload Hours Needed – 668.00 (699.00 last month)

** Total Hours Available 600.00

* According to AOIC standards it would take this amount of hours per month to complete all requirements of case supervision and report writing.

** The number of work hours available to the division (3.5 officers working 150 hours each per month).

AOIC workload standards indicate **an additional 0.96 juvenile officers are needed.** 1.16 last month)

EARLY INTERVENTION PROBATION (EIP)

2 ½ Person unit with a maximum caseload of 35

Total caseload 22

Social History Reports 3

November 2006

SPECIAL PROGRAMS

INTENSIVE PROBATION UNIT ADULT

2 person unit with a maximum caseload of 40

Total Caseload – 40 (40 last month)

INTENSIVE PROBATION UNIT JUVENILE

1 ½ person unit with a maximum caseload of 15

Total Caseload – 18 (14 last month)

DRIVING UNDER THE INFLUENCE UNIT

1 person unit with a maximum caseload of 40

Total Caseload - 58 (56 last month)

JUVENILE INTAKE

2 person unit

Total Preliminary Conferences – 16 (21 last month)

Total Caseload Informal Probation – 20 (28 last month)

Total Intake Screen Reports (juvenile police reports received) 182 (171 last month)

COMMUNITY SERVICE PROGRAM

2 person unit

Total Caseload Adult - 526 (539 last month)

Total Caseload Juvenile – 38 (37 last month)

Total Hours Completed Adult – 3641.00 (\$19,115.25 Symbolic Restitution \$5.25)

Total Hours Completed Juvenile – 130.00 (\$682.50 Symbolic Restitution \$5.25)

Total Worksites Used – 38 (38 last month)

DOMESTIC VIOLENCE PROGRAM

3 person unit (2 Officers and 1 Clerk)

Total Probation Caseload – 145 (143 last month)

Total Court Supervision/Conditional Discharge Caseload – 564 (561 last month)

2006
**JUVENILE DETENTION CENTER
 MCLEAN COUNTY**

Ages of Minors Detained	Jan	Feb	Mar	Apr	May	Jun	Jul	Aug	Sep	Oct	Nov	Dec
10	0	0	0	0	0	0	0	0	0	0	0	0
11	0	0	0	0	0	0	0	0	0	0	0	0
12	0	1	0	0	0	0	0	0	0	0	0	0
13	2	4	1	4	1	4	0	2	0	1	1	1
14	4	3	5	0	6	4	1	6	2	5	4	4
15	7	7	5	3	2	8	4	4	4	7	5	5
16	7	9	6	10	7	7	7	4	4	7	14	14
Sex of Minors Detained												
Male	17	19	15	12	15	19	11	14	7	19	21	21
Female	3	5	2	5	1	4	1	2	3	1	3	3
Race of Minors Detained												
Caucasian	10	12	6	4	10	13	5	5	4	9	11	11
African-American	10	11	11	11	6	10	7	10	5	11	11	11
Hispanic	0	1	0	2	0	0	0	1	1	0	2	2
Offenses of Which Minor was Detained												
Dispositional Detention	3	7	6	4	3	11	2	3	1	7	5	5
Warrant	8	4	4	2	0	4	4	1	3	1	6	6
Aggravated Assault	0	0	0	0	0	1	0	0	0	0	0	0
Aggravated Battery	1	1	0	0	1	1	1	2	0	1	0	0
Aggravated Battery to Elderly	0	0	0	0	1	0	0	0	0	0	0	0
Aggravated Battery to a Peace Officer	0	0	0	0	1	0	0	0	0	0	0	0
Aggravated Criminal Sexual Assault	0	0	1	0	0	0	0	1	0	0	0	0
Aggravated Robbery	0	0	0	0	0	0	0	0	0	1	0	0
Armed Robbery	0	0	0	0	0	2	0	0	0	2	0	0
Attempt Residential Burglary	0	0	0	0	0	0	0	0	0	1	0	0
Burglary	0	0	0	0	0	0	0	0	0	0	2	2
Burglary to Motor Vehicle	0	0	0	0	0	1	0	3	1	0	0	0
Communicating with Juror and Witness	0	0	0	0	0	0	0	0	0	0	1	1
Criminal Damage to Property	0	1	0	0	0	1	0	0	0	0	0	0
Delivery of Controlled Substance on School Grounds	0	0	0	0	0	0	0	0	0	1	0	0
Domestic Battery	1	1	0	0	0	0	1	0	1	1	1	1

2006
**JUVENILE DETENTION CENTER
 MCLEAN COUNTY**

DOC	0	0	0	0	1	0	1	0	1	0	0	1	0	0	1
Home Invasion	0	0	0	0	0	0	0	0	1	0	0	0	0	0	0
Obstructing Justice	0	0	0	0	1	0	0	0	0	0	0	0	0	0	0
Possession of Explosives	0	1	0	0	0	0	0	0	0	0	0	0	0	0	0
Possession w/Intent to Deliver Controlled Substance	0	0	0	0	1	0	0	0	0	0	0	0	0	0	0
Reckless Discharge of Firearm	0	1	0	0	1	0	0	0	0	0	0	0	0	0	0
Request for Apprehension	6	6	4	1	2	3	1	1	4	4	4	4	4	4	4
Residential Burglary	1	2	0	7	5	0	0	3	0	3	0	4	4	4	4
Resisting a Peace Officer	0	0	0	0	0	0	0	0	0	0	1	0	0	0	0
Residents of Minors Detained															
Bloomington	16	12	13	14	12	17	8	11	6	15	12	12	12	12	12
Normal	3	6	2	1	2	1	2	5	2	1	7	7	7	7	7
Bellflower	0	0	1	0	0	0	0	0	0	0	0	0	0	0	0
Chenoa	0	2	0	0	0	1	0	0	0	0	0	0	0	0	0
Chicago	0	0	0	0	0	0	0	0	1	0	1	0	0	0	0
Decatur	0	0	0	0	0	0	0	0	0	0	0	0	0	0	0
EIPaso	0	1	0	0	0	0	0	0	0	0	0	0	0	0	0
Georgetown	0	0	0	0	0	0	0	0	0	0	0	0	0	0	0
Grayslake	0	1	0	0	0	0	0	0	0	0	0	0	0	0	0
Gridley	0	0	0	0	0	2	0	0	1	1	2	2	2	2	2
Heyworth	0	0	0	0	0	0	1	0	0	0	0	0	0	0	0
Leroy	0	0	0	1	1	1	0	0	0	0	0	0	0	0	0
Lexington	0	1	0	0	0	0	0	0	0	0	0	0	0	0	0
Lyons	0	0	0	1	0	0	0	0	0	0	0	0	0	0	0
Palos Hills	0	0	0	0	0	0	0	0	0	0	0	0	0	0	0
Peoria	0	1	0	0	0	0	0	0	0	0	0	0	0	0	0
Pontiac	0	0	0	0	1	0	0	0	0	0	0	0	0	0	0
Saybrook	1	0	0	0	0	1	1	0	0	1	0	0	0	0	0
Stanford	0	0	1	0	0	0	0	0	0	0	0	0	0	0	0
Average Daily Population	8.6	12.4	12	8.8	9.2	13.4	7.5	8.4	9.1	13.1	10.8	10.8	10.8	10.8	10.8
Average Daily Population:YTD	8.6	10.5	11	10.5	10.2	10.7	10.3	10	9.9	10.3	10.3	10.3	10.3	10.3	10.3

2006
 Juvenile Detention Center
 Out of County

Ages of Minors Detained	Jan	Feb	Mar	Apr	May	Jun	Jul	Aug	Sep	Oct	Nov	Dec
10	0	0	0	0	0	0	0	0	0	0	0	0
11	0	0	0	1	0	0	0	0	0	0	0	0
12	0	0	0	0	0	0	0	1	0	0	0	0
13	0	1	1	1	0	1	0	0	0	3	0	0
14	2	2	5	4	2	5	2	4	1	3	1	3
15	16	8	9	7	5	4	3	4	4	9	9	12
16	4	6	5	4	4	5	5	5	4	9	9	1
Sex of Minors Detained												
Male	17	11	12	12	8	13	11	11	15	17	17	9
Female	5	6	9	3	5	2	0	2	2	4	5	1
Race of Minors Detained												
Caucasian	22	17	19	15	11	10	9	11	14	15	18	7
African-American	0	0	2	0	1	4	1	2	1	4	2	2
Hispanic	0	0	0	0	1	1	1	0	2	2	2	1
Offenses of Which Minor was Detained												
Dispositional Detention	11	10	7	6	6	3	3	1	6	7	9	3
Warrant	4	3	4	1	3	3	3	6	4	2	3	
Aggravated Assault of Peace Officer	0	0	0	1	0	0	0	0	0	0	0	0
Aggravated Battery	0	1	0	0	0	1	0	2	0	2	1	2
Aggravated Battery to Peace Officer	1	0	0	0	0	0	0	0	0	1	0	0
Aggravated Criminal Sexual Assault	0	0	0	0	0	0	0	0	0	1	0	0
Aggravated Domestic Battery	0	0	0	0	0	2	0	0	0	0	0	0
Armed Robbery	0	0	2	1	0	1	0	0	0	0	0	0
Assault	0	0	0	0	0	0	0	0	0	0	1	1
Battery	0	0	0	0	0	0	0	0	1	0	1	1
Burglary	4	0	0	1	0	1	0	1	0	0	1	1
Burglary to Motor Vehicle	0	0	0	0	0	1	0	0	0	0	1	1
Contempt of Court	0	1	0	0	0	0	0	0	0	0	0	0
Court Order	0	0	1	1	1	0	0	0	0	0	0	0
Criminal Damage to Property	0	0	0	0	0	0	0	0	2	2	2	0
Criminal Defacement of Property	0	0	0	0	0	0	0	0	0	0	2	0
Criminal Sexual Assault	0	0	0	0	0	0	1	0	0	0	0	0

2006
 Juvenile Detention Center
 Out of County

Criminal Trespass	1	1	0	0	0	0	0	0	0	0	0	0	0	0	0	0	0
Criminal Trespass to State Land	0	0	0	0	0	0	0	0	0	0	0	0	0	0	0	0	1
Delivery of a Controlled Substance	0	0	1	0	0	0	0	0	0	0	0	0	0	0	0	0	0
Delivery of a Controlled Substance on School Property	0	0	0	0	0	0	0	0	0	0	0	0	0	0	0	0	1
Disorderly Conduct	0	0	0	1	0	0	1	0	0	0	0	0	0	0	0	0	0
DOC	1	1	0	2	2	0	0	1	2	0	1	2	0	1	0	0	1
Domestic Battery	0	0	2	0	0	1	0	0	1	0	1	0	1	0	0	1	0
Home Confinement Violation	0	0	0	0	0	0	0	0	0	0	0	0	0	0	2	0	0
Intimidation	0	0	0	0	0	0	0	0	-0	0	0	0	0	0	0	0	2
Motor Vehicle Theft	0	0	0	1	0	0	0	0	0	0	0	0	0	0	1	0	0
Possession of Controlled Substance	0	0	0	0	0	0	0	0	0	0	1	0	0	0	0	0	0
Possession of Stolen Property	0	0	0	0	0	0	0	0	1	0	0	0	0	0	0	0	0
Pre Trial Violation	0	0	0	0	0	0	0	0	0	1	0	0	0	0	0	0	0
Probation Violation	0	0	1	1	0	0	0	0	0	0	0	0	0	1	0	0	2
Residential Burglary	0	0	0	0	0	0	0	0	0	0	0	2	0	1	0	0	0
Resisting Arrest	0	0	0	0	0	0	0	0	0	0	0	0	0	0	1	0	0
Retail Theft	0	0	0	0	0	0	0	0	0	0	0	0	0	0	0	0	1
Unlawful Possession w/Intent to Deliver	0	0	0	0	0	0	0	1	0	0	0	0	0	0	0	0	0
Residence of Minors Detained																	
Bureau	0	0	0	0	0	0	0	2	0	0	0	1	0	0	0	0	4
DeWitt	0	0	0	3	1	0	1	1	0	1	0	1	2	3	3	0	0
Douglas	0	0	0	2	0	1	1	1	0	0	0	0	0	1	0	0	0
Ford	0	0	0	1	1	0	0	0	0	0	0	0	0	1	0	0	0
Fulton	0	0	0	1	0	0	0	0	0	0	0	0	0	0	0	0	1
Henry	0	0	0	0	0	0	0	0	0	0	0	0	1	0	0	0	0
Jefferson	0	0	0	0	0	0	0	0	1	0	0	0	0	0	1	0	0
LaSalle	0	0	0	0	0	0	0	0	0	0	0	0	0	1	0	0	0
Livingston	2	6	7	5	3	5	3	3	5	8	1	1	5	8	3	6	6
Logan	18	9	9	4	4	4	4	4	4	1	3	7	3	6	3	0	0
Mason	0	0	0	0	1	0	0	0	0	0	0	0	0	0	0	0	0
Mercer	0	0	0	0	0	0	0	0	0	0	0	1	0	0	0	0	0
Peoria	0	0	0	0	0	0	0	0	0	0	0	0	0	0	1	0	0
Putnam	0	0	0	0	0	0	0	0	0	0	0	0	0	0	0	1	0
Tazewell	0	0	0	0	1	0	0	0	0	0	0	0	0	0	3	1	0
Woodford	0	0	0	0	0	0	0	0	0	0	0	0	0	0	0	4	1

2006
 Juvenile Detention Center
 Out of County

	Jan	Feb	Mar	Apr	May	Jun	Jul	Aug	Sep	Oct	Nov	Dec
U S Marshall Service	0	0	0	1	0	0	0	0	0	0	0	0
Woodford	2	2	0	0	2	3	1	6	1	0	0	0
Average Daily Population	7.1	7.5	7.1	10.9	12.7	9.9	9.5	7.3	12.3	10.1	9.3	
Average Daily Population:YTD	7.1	7.3	7.2	8.2	9.1	9.2	9.2	9	9.4	9.4	9.4	
Number of Days in Detention	220	211	219	326	393	296	295	227	370	312	278	
Revenue:	16200	15520	17120	28900	33830	24440	24340	18410	29300	25100	20460	