



JUSTICE COMMITTEE AGENDA
Law and Justice Center, Room 700

Monday, July 12, 2004

5:00 p.m.

1. Roll Call
2. Chairman's Approval of Minutes – June 7, 2004
3. Appearance by Members of the Public
4. Departmental Matters:
 - A. Roxanne Castleman, Director, Court Services
 - 1) Items to be Presented for Information:
 - a) Court Services Adult/Juvenile Division Statistics 1-2
 - b) Juvenile Detention Center – McLean County Statistics 3-4
 - c) Juvenile Detention Center – Out of County Statistics 5-6
 - d) General Report
 - e) Other
 - B. Billie Larkin, Director, Children's Advocacy Center
 - 1) Items to be Presented for Information:
 - a) Monthly Statistical Report 7
 - b) CASA Report 8
 - c) General Report
 - d) Other

- C. David Owens, McLean County Sheriff
- 1) Items to be Presented for Information:
- a) McLean County Detention Facility Population Report 9-12
 - b) General Report
 - c) Other
- D. Bill Yoder, McLean County State's Attorney
- 1) Items to be Presented for Information:
- a) 2004 Case Load Report 13-16
 - b) General Report
 - c) Other
- E. Beth Kimmerling, McLean County Coroner
- 1) Items to be Presented for Information:
- a) May 2004 Report 17
 - b) June 2004 Report 18
 - c) General Report
 - d) Other
- F. Bill Gamblin, Director, 911 Administration
- 1) Items to be Presented for Information:
- a) E-911 Statistical Reports 19-32
 - b) General Report
 - c) Other
- G. Sandy Parker, McLean County Circuit Clerk
- 1) Items to be Presented for Information:
- a) E-Pay State of Illinois Treasurer's Internet Payment System Application
 - b) Statistical Reports for May 2004 33-41
 - c) Automated Disposition Reporting (ADR) Start-up
 - d) General Report
 - e) Other
- H. Amy Davis, Public Defender
- 1) Items to be Presented for Information:
- a) Monthly Caseload Report for May 2004 42-44
 - b) General Report
 - c) Other
- I. Cindy Brand, Jury Coordinator
- 1) Items to be Presented for Information:
- a) Quarterly Statistical Report 45-48
 - b) General Report
 - c) Other

J. Ed Books, McLean County Rescue Squad

1) Items to be Presented for Information:

- a) Activity Update
- b) Review of Standard Operating Procedure
- c) Equipment Review
- d) General Report
- e) Other

5. Other Business and Communication

6. Recommend payment of Bills and Transfers, if any, to the County Board

7. Adjournment

E:\ann\agenda\justice\j_July.04

May 2004

COURT SERVICES ADULT/JUVENILE DIVISION STATISTICS

ADULT DIVISION

7 Officer Supervision Unit plus 3 Officer PSI Unit

Total Caseload – 1100 (1103 last month)

Average caseload per officer 157 (60 AOIC recommendation)

Presentence Reports Completed – 28 (37 last month)

* Total Workload Hours Needed – 1802.50 (2090.50 last month)

** Total Hours Available - 1650.00

* According to AOIC standards it would take this amount of hours per month to complete all requirements of case supervision and report writing.

** The number of work hours available to the division (11 officers working 150 hours each per month).

AOIC workload standards indicate **an additional 1.02 adult officers are needed.** (2.94 last month)

JUVENILE DIVISION

4 Officer Division

Total Caseload – 135 (128 last month)

Average caseload per officer 34 (35 AOIC recommendation)

Social History Reports Completed – 12 (7 last month)

* Total Workload Hours Needed – 544.00 (472.50 last month)

** Total Hours Available 600.00

* According to AOIC standards it would take this amount of hours per month to complete all requirements of case supervision and report writing.

** The number of work hours available to the division (4 officers working 150 hours each per month).

AOIC workload standards indicate **an additional -.31 juvenile officers are needed.** (-.85 last month)

EARLY INTERVENTION PROBATION (EIP)

3 Person unit with a maximum caseload of 45

Total caseload 30

May 2004

SPECIAL PROGRAMS

INTENSIVE PROBATION UNIT ADULT

3 person unit with a maximum caseload of 40

Total Caseload – 41 (42 last month)

INTENSIVE PROBATION UNIT JUVENILE

1 ½ person unit with a maximum caseload of 15

Total Caseload – 6 (5 last month)

DRIVING UNDER THE INFLUENCE UNIT

1 person unit with a maximum caseload of 40

Total Caseload - 61 (64 last month)

JUVENILE INTAKE

2 person unit

Total Informal Conferences - 21 (13 last month)

Total Caseload Informal Probation – 68 (69 last month)

Total Intake Screen Reports – 59 (69 last month)

COMMUNITY SERVICE PROGRAM

1 person unit

Total Caseload Adult - 504 (522 last month)

Total Caseload Juvenile - 44 (37 last month)

Total Hours Completed Adult – 4154.00 (\$21,808.50 Symbolic Restitution)

Total Hours Completed Juvenile – 60.00 (\$ 315.00 Symbolic Restitution)

Total Worksites Used – 36 (36 last month)

DOMESTIC VIOLENCE PROGRAM

3 person unit (2 Officers and 1 Clerk)

Total Probation Caseload – 97 (98 last month)

Total Court Supervision/Conditional Discharge Caseload – 425 (414 last month)

2004
**JUVENILE DETENTION CENTER
 MCLEAN COUNTY**

Ages of Minors Detained	Jan	Feb	Mar	Apr	May	Jun	Jul	Aug	Sep	Oct	Nov	Dec
10	1	0	0	0	0							
11	1	0	2	0	1							
12	0	1	0	0	2							
13	5	2	3	1	4							
14	1	1	2	0	3							
15	8	6	4	1	2							
16	9	9	12	9	10							
Sex of Minors Detained												
Male	14	12	16	8	17							
Female	11	7	7	3	5							
Race of Minors Detained												
Caucasian	15	12	14	5	13							
African-American	10	6	9	5	9							
Hispanic	0	1	0	1	0							
Offenses of Which Minor was Detained												
Dispositional Detention	2	4	5	1	6							
Warrant	10	4	6	4	4							
Aggravated Assault	0	1	0	0	0							
Aggravated Battery	0	0	0	1	3							
Aggravated Robbery	0	0	0	1	0							
Battery	0	0	1	0	0							
Burglary	2	0	0	0	1							
Court Ordered	1	0	0	0	1							
DOC Evaluation	1	0	0	0	1							
DOC Warrant	0	2	1	0	0							
Domestic Battery	1	0	3	2	2							
Intimidation	1	0	0	0	0							
Motor Vehicle Theft	1	1	1	0	0							
Possession of Controlled Sub. W/Intent to Deliver	0	0	0	0	1							
Possession of Cannabis Under 2.5	0	0	1	0	0							
Reckless Discharge of a Firearm	1	0	0	0	0							

2004
JUVENILE DETENTION CENTER
MCLEAN COUNTY


	Jan	Feb	Mar	Apr	May	Jun	Jul	Aug	Sep	Oct	Nov	Dec
Request for Apprehension	4	7	4	2	3							
Unlawful Use of Weapons	1	0	1	0	0							
Residence of Minors Detained												
Bloomington	16	9	10	7	15							
Normal	5	7	11	2	1							
Carlock	0	0	0	1	0							
Chicago	0	1	0	0	0							
Heyworth	1	1	2	1	1							
Hillsboro	1	0	0	0	0							
Leroy	0	0	0	0	3							
Peoria	1	0	0	0	0							
Springfield	0	1	0	0	1							
Warrenville	1	0	0	0	0							
Texas	0	0	0	0	1							
Average Daily Population	8.2	13.4	15.5	9.7	11.3							
Average Daily Population:YTD	8.2	10.8	12.4	11.7	11.6							
Number of Days in Detention	254	389	480	292	351							
Revenue:	50	150	50	50	350							

2004
**JUVENILE DETENTION CENTER
 OUT OF COUNTY**

Ages of Minors Detained	Jan	Feb	Mar	Apr	May	Jun	Jul	Aug	Sep	Oct	Nov	Dec
10	0	0	0	0	0	0						
11	0	0	0	0	0	0						
12	0	0	0	0	1	0						
13	0	0	0	0	1	2						
14	1	1	1	1	3	1						
15	4	1	3	0	2							
16	7	4	4	4	6	5						
Sex of Minors Detained												
Male	9	3	7	9	8							
Female	3	3	1	2	2							
Race of Minors Detained												
Caucasian	9	6	7	10	7							
African-American	3	0	1	1	3							
Hispanic												
Offenses of Which Minor was Detained												
Dispositional Detention	8	1	1	5	3							
Warrant	1	2	1	2	2							
Aggravated Battery	0	0	0	1	0							
Criminal Sexual Abuse	0	0	0	1	0							
DOC Evaluation	1	2	2	2	3							
DOC Warrant	1	0	0	0	0							
Home Confinement Violation	0	0	0	0	1							
Probation Violation	0	1	2	0	1							
Residential Burglary	0	0	1	0	0							
Theft Under	1	0	0	0	0							
Unlawful Possession of Weapon	0	0	1	0	0							
Residence of Minors Detained												
Adams	1	0	0	0	0							
Champaign	0	0	0	0	1	0						

McLean County Children's Advocacy Center Monthly Statistics

June 2004

	2003 1st INTERVIEW MONTH/YTD STATS	1st. INTERVIEW 2004 MONTH/YTD	JUV. SUSPECT INTERVIEW 2004	SIB/WITNESS INTERVIEW 2004	2ND INTERVIEW 2004	OUT OF COUNTY INTERVIEW	TOTAL MONTHLY INTERVIEWS	YTD TOTALS
JANUARY	8/8	13/13	0	11	0	0	24	24
FEBRUARY	8/16	12/25	1	3	1	6	23	47
MARCH	15/31	12/37	2	9	0	1	24	71
APRIL	6/37	15/52	2	4	0	1	22	93
MAY	9/46	15/67	0	4	0	2	21	114
JUNE	12/58	14/81	1	2	1	2	20	134
JULY	12/70							
AUGUST	7/77							
SEPTEMBER	17/94							
OCTOBER	11/105							
NOVEMBER	5/110							
DECEMBER	10/120							
YEAR TO DATE TOTALS	120	81	6	33	2	12	134	134

**CASA Report
May 2004**

The CASA Statistics for April 2004 are as follows:

1 Volunteer Assigned
1 Child, age 1

The Cumulative CASA Statistics are as follows:

14 Cases Assigned Year to Date
95 Active Volunteers
181 Children being served
14 Children currently waiting assignment
0 CASA's resigned this month
16 Court Reports filed
18 Court Hearings Attended

Program Updates:

The month of May was very busy for our office. We held our first CASA class in Livingston County. We trained 3 new volunteers that will have a case in Livingston County. The new CASA's will be Sworn In on June 3rd 2004 in Livingston County. Judge Mick Travers, the Juvenile Judge in Livingston County came to the beginning of each training class. We felt his input was very important to the class.

In McLean County we have actively been recruiting for the summer class, that will begin in July. We anticipate that we will have 5-10 class members, as we continue to receive abuse and neglect cases, from Judge Ron Dozier, in McLean County.



McLEAN COUNTY SHERIFF'S DEPARTMENT
DAVID OWENS, SHERIFF
"Peace Through Integrity"
Administration Office
(309) 888-5034
104 W. Front Law & Justice Center Room 105
P.O. Box 2400 Bloomington, Illinois 61702-2400

Detective Commander (309) 888-5051
Patrol Commander (309) 888-5166
Patrol Duty Sergeant (309) 888-5019
Jail Division (309) 888-5065
Process Division (309) 888-5040
Records Division (309) 888-5055
Domestic Crimes Division (309) 888-5860
FAX (309) 888-5072

July 2, 2004

TO: Mr. Tari Renner, Chairman
Justice Committee
FROM: Sheriff David Owens
SUBJ: JULY 12TH, 2004 JUSTICE COMMITTEE MEETING

Dear Chairman Renner:

I would respectfully request that the following item be placed on the July 12th, 2004 Justice Committee Agenda for information only.

Information

- 1) McLean County Detention Facility Population Report: (Please see attached).**

If you have any questions, prior to the meeting, please feel free give me a call, however, I will be leaving for vacation on the 9th.

Sincerely,

David Owens
Sheriff

DO:jc

MCDF-Population Report
Third Quarter
July / 2004

Date	Total		IN House	Female		Male		Spec Needs		Str. Sent		Work Rel		Week.		Week		Other Fac	
	Pop					Female	Male	Female	Male	Female	Male	Female	Male	Female	Male	Female	Male	Female	Male
1	192		172	33	159	8	19	11	31	0	2	6	13	0	0	0	0	0	
2	182		162	36	146	8	7	10	29	0	2	6	13	0	0	0	0	0	
3	190		181	36	154	8	13	10	30	0	2	6	14	0	0	0	0	0	
4	190		186	35	155	9	8	10	30	0	2	6	14	0	0	0	0	0	
5	187		166	33	154	7	10	10	30	0	2	6	14	0	0	0	0	0	
6	193		172	34	159	9	6	11	30	0	2	6	15	0	0	0	0	0	
7	186		164	33	153	10	5	10	29	0	2	6	15	0	0	0	0	0	
8																			
9																			
10																			
11																			
12																			
13																			
14																			
15																			
16																			
17																			
18																			
19																			
20																			
21																			
22																			
23																			
24																			
25																			
26																			
27																			
28																			
29																			
30																			
31																			
Total	1320		1203	240	1080	59	68	61	178	0	12	36	85	0	0	0	0	0	
Average																			
Jul-04	188.57		171.86	34.29	154.29	8.43	9.71	10.17	29.67	0.00	2.00	6.00	14.17	0	0	0	0.00	0.00	

MCDF-Second Quarter
Population Report
June
2004

Date	Total Pop	IN House	Female		Male		Spec Needs		Str. Sent		Work Rel		Week.		Week		Other Fac	
					Female	Male	Female	Male	Female	Male	Female	Male	Female	Male	Female	Male	Female	Male
1	182	159	33	149	9	5	9	28	1	2	7	14	0	0				
2	187	163	35	152	9	10	10	28	1	3	7	14	0	0				
3	180	157	35	145	10	3	9	27	1	3	7	14	0	0				
4	174	150	34	140	10	5	10	27	1	3	7	15	0	0				
5	185	177	38	147	13	6	11	31	1	3	7	16	0	0				
6	191	184	39	152	17	11	10	33	1	3	6	14	0	0				
7	190	169	38	152	14	7	9	29	1	3	6	15	0	0				
8	181	158	37	144	12	8	10	27	1	3	7	14	0	0				
9	177	155	36	141	10	6	10	26	1	2	7	14	0	0				
10	181	159	37	144	13	5	10	25	1	2	7	14	0	0				
11	177	155	37	140	11	4	11	25	1	2	7	14	0	0				
12	178	170	35	143	11	6	13	24	1	2	6	14	0	0				
13	174	169	37	137	12	4	13	23	1	2	6	11	0	0				
14	174	156	37	137	9	5	12	21	1	1	6	11	0	0				
15	171	153	34	137	9	3	13	23	1	1	6	12	0	0				
16	164	146	34	130	8	5	12	23	1	1	6	12	0	0				
17	169	152	34	135	8	19	12	23	1	1	6	12	0	0				
18	158	141	33	125	8	8	12	20	1	1	6	12	0	0				
19	167	162	37	130	11	8	11	25	1	1	5	14	0	0				
20	164	160	34	130	9	10	11	25	1	1	5	14	0	0				
21	163	144	34	129	8	6	11	24	1	1	6	14	0	0				
22	164	144	32	132	9	7	10	26	1	1	6	15	0	0				
23	161	142	30	131	8	3	10	27	1	1	5	15	0	0				
24	167	147	31	136	9	4	9	29	1	1	5	16	0	0				
25	185	164	35	150	11	9	9	29	1	1	5	16	0	0				
26	199	193	38	161	12	11	11	33	1	1	5	17	0	0				
27	199	196	39	160	12	11	10	30	0	1	5	13	0	0				
28	193	176	40	153	12	5	9	30	0	1	5	14	0	0				
29	188	169	34	154	8	3	8	30	0	1	5	14	0	0				
30	189	170	32	157	10	7	8	32	0	1	6	14	0	0				
Total	5332	4840	1059	4273	312	204	313	803	26	50	180	418	0	0				
Average																		
Jun-04	177.73	161.33	35.30	142.433	10.40	6.80	10.43	26.77	0.87	1.67	6.00	13.93	0	0.00				

MCDF Average Population
Six Month Comparison
2004

Month	January 2004	February 2004	March 2004	April 2004	May 2004	June 2004	Average
Daily Total	238.06	217.13	206.55	196.10	184.45	177.73	203.34
In House	198.71	190.21	183.87	173.93	162.61	161.33	178.44
Female	40.16	31.97	30.81	30.20	28.97	35.30	32.90
Male	197.90	185.17	175.74	165.87	155.48	142.43	170.43
Special Needs-Females	7.97	8.21	8.61	8.90	8.52	10.40	8.77
Special Needs-Males	13.23	11.24	8.68	8.80	7.84	6.80	9.43
Straight Sent-Females	7.20	5.38	7.81	5.52	6.13	10.43	7.08
Straight Sent-Males	51.32	45.83	35.35	28.41	28.48	26.77	36.03
Work Release-Female	2.36	0	.06	1.00	1.65	.87	0.99
Work Release-Males	7.84	6.38	8.03	6.62	3.06	1.67	5.60
Weekenders Females	7.24	6.97	7.03	6.59	6.68	6.00	6.75
Weekenders Male	13.08	15.03	14.26	16.55	16.55	13.93	14.9
Other Facilities Female	00.00	00.00	00.00	00.00	00.00	00.00	0.0
Other Facilities Male	19.87	6.07	1.16	00.00	00.00	00.00	4.52

McLean County State's Attorney's Office 2004 Case Load Report

Jan. Feb. Mar. April May June July Aug. Sept. Oct. Nov. Dec. 2004 YTD 2003 YTD 2003 Total Projected 2004

CRIMINAL

	Jan.	Feb.	Mar.	April	May	June	July	Aug.	Sept.	Oct.	Nov.	Dec.	2004 YTD	2003 YTD	2003 Total	Projected
Felony	85	118	134	84	76	95							592	605	1,307	1,194
Misdemeanor	201	215	209	173	143	192							1133	1021	2,128	2,285
Asset Forfeiture	11	0	12	8	17	7							55	39	102	111
Family Totals	34	50	50	31	42	35							242	259	525	488
Family	23	29	34	18	29	18							151	167	362	305
Order of Protection	11	21	16	13	13	17							91	92	163	184
Juvenile Totals	28	39	39	35	40	48							229	102	223	462
Juvenile	0	2	0	0	9	0							11	6	8	22
Juvenile Abuse	15	28	13	11	22	26							115	45	105	232
Juvenile Delinquency	13	9	26	13	9	22							92	51	110	186
Traffic Totals	1,639	2,778	2,671	2,292	2,068	3,349							14,797	15,160	30,207	29,839
Traffic	1,579	2,696	2,576	2,217	1,988	3,275							14,331	14,771	29,372	28,900
DUI Traffic	60	82	95	75	80	74							466	389	835	940

CHILD SUPPORT

Paternity cases filed	7	4	2	2	8	1							24	51	117	48
Paternity cases established	3	6	2	10	5	8							34	28	59	69
Paternalities excluded	1	2	0	3	1	0							7	1	4	14
Support Orders entered	50	41	62	111	130	76							470	245	482	948
Modification proceedings filed	0	39	19	74	34	13							179	120	219	361
Modification proceedings adjudicated	4	10	7	31	42	24							118	102	147	238
Enforcement actions filed	39	23	44	59	41	92							298	174	340	601
Enforcement actions adjudicated	55	41	73	147	108	96							520	198	551	1049
Hearings set before Hearing Officer	39	97	69	146	138	89							578	425	819	1,166
Orders prepared by Hearing Officer	31	87	60	125	114	76							493	329	676	994

2004 Projected = (2004 YTD/Day of Year) x 365 Days

n/c= not calculable

ASSET FORFEITURE FUND

STATEMENT OF REVENUE, EXPENDITURES AND FUND BALANCE

June 30, 2004

STATE'S ATTORNEY:

Beginning Balance 01/01/2004	\$ -47,895.49
(Reflects \$80,000 transfer to General Fund 12/31/02)	
Revenue	<u>20,656.88</u>
Total Funds Available	\$ -27,238.61
Expenditures	<u>2,610.27</u>
Fund Balance 06/30/2004	\$ -29,848.88

SHERIFF:

Beginning Balance 01/01/2004	\$ 55,631.50
Revenue	<u>9,916.96</u>
Total Funds Available	\$ 65,548.46
Expenditures	<u>100.00</u>
Fund Balance 06/30/2004	\$ 65,448.46

TOTAL FUND BALANCE	June 30, 2004	\$ 35,599.58
---------------------------	----------------------	---------------------

McLean County State's Attorney's Office 2004 Case Load Report

Jan. Feb. Mar. April May June July Aug. Sept. Oct. Nov. Dec. 2004 YTD 2003 YTD Total Projected 2004

CRIMINAL

	Jan.	Feb.	Mar.	April	May	June	July	Aug.	Sept.	Oct.	Nov.	Dec.	2004 YTD	2003 YTD	Total Projected	
Felony	85	118	134	84	76								497	506	1,307	1,201
Misdemeanor	201	215	209	173	143								941	809	2,128	2,275
Asset Forfeiture	11	0	12	8	17								48	39	102	116
Family Totals	34	50	50	31	42								207	220	525	500
Family	23	29	34	18	29								133	143	362	321
Order of Protection	11	21	16	13	13								74	77	163	179
Juvenile Totals	28	39	39	35	40								181	89	223	438
Juvenile	0	2	0	0	9								11	5	8	27
Juvenile Abuse	15	28	13	11	22								89	36	105	215
Juvenile Delinquency	13	9	26	13	9								70	48	110	169
Traffic Totals	1,639	2,778	2,671	2,292	2,068								11,448	11,945	30,207	27,672
Traffic	1,579	2,696	2,576	2,217	1,988								11,056	11,650	29,372	26,725
DUI Traffic	60	82	95	75	80								392	295	835	948

CHILD SUPPORT

Paternity cases filed	7	4	2	2	8								23	37	117	56
Paternity cases established	3	6	2	10	5								26	26	59	63
Paternalties excluded	1	2	0	3	1								7	1	4	17
Support Orders entered	50	41	62	111	130								394	224	482	952
Modification proceedings filed	0	39	19	74	34								166	103	219	401
Modification proceedings adjudicated	4	10	7	31	42								94	90	147	227
Enforcement actions filed	39	23	44	59	41								206	152	340	498
Enforcement actions adjudicated	55	41	73	147	108								424	177	551	1025
Hearings set before Hearing Officer	39	97	69	146	138								489	361	819	1,182
Orders prepared by Hearing Officer	31	87	60	125	114								417	275	676	1008

2004 Projected = (2004 YTD/Day of Year) x 365 Days

n/c= not calculable

ASSET FORFEITURE FUND

STATEMENT OF REVENUE, EXPENDITURES AND FUND BALANCE

May 31, 2004

STATE'S ATTORNEY:

Beginning Balance 01/01/2004	\$ -47,895.49
(Reflects \$80,000 transfer to General Fund 12/31/02)	
Revenue	<u>20,254.02</u>
Total Funds Available	\$ <u>-27,641.47</u>
Expenditures	<u>2,515.67</u>
Fund Balance 05/31/2004	\$ <u>-30,157.14</u>

SHERIFF:

Beginning Balance 01/01/2004	\$ 55,631.50
Revenue	<u>9,214.96</u>
Total Funds Available	\$ <u>64,846.46</u>
Expenditures	<u>100.00</u>
Fund Balance 05/31/2004	\$ <u>64,746.46</u>

TOTAL FUND BALANCE	May 31, 2004	\$ 34,589.32
---------------------------	---------------------	---------------------

**Office of the Coroner
McLean County
MAY 2004 REPORT**

	MAY 2004	MAY 2003	TYTD 2004	LYTD 2003
<i>Cases</i>	86	62	377	329
<i>Autopsies</i>	8	10	42	40
<i>Out/County Autopsies</i>	25	17	165	70
<i>Inquests</i>	4	4	27	22

TOTAL DEPOSITS

	BUDGET	ACTUAL
<i>Copy Fees</i>	\$6,000.00	\$3721.00
<i>Morgue Fees</i>	\$26,250.00	\$22,839.00
<i>Reim/Services</i>	\$250.00	\$100.00
<i>Paid to Facilities Mgt.</i>	\$0	\$5312.00

DEATH INVESTIGATIONS THAT INCLUDE AUTOPSY AND FOLLOW-UP

Traffic Crash – 2

Medical/Sudden death – 3

Homicide – 0

Other (pending tox. & autopsy results and/or inquest ruling) – 4

OPEN DEATH INVESTIGATIONS

Traffic Crash – 2

Homicide – 0

Medical/Sudden death – 5

Other/Pending - 11

**Office of the Coroner
McLean County
JUNE 2004 REPORT**

	JUNE 2004	JUNE 2003	TYTD 2004	LYTD 2003
<i>Cases</i>	75	63	452	392
<i>Autopsies</i>	8	10	50	50
<i>Out/County Autopsies</i>	26	33	191	103
<i>Inquests</i>	5	3	32	25

TOTAL DEPOSITS

	BUDGET	ACTUAL
<i>Copy Fees</i>	\$6,000.00	\$4497.00
<i>Morgue Fees</i>	\$26,250.00	\$30,359.00
<i>Reim/Services</i>	\$250.00	\$185.00
<i>Paid to Facilities Mgt.</i>	\$0	\$5822.00

DEATH INVESTIGATIONS THAT INCLUDE AUTOPSY AND FOLLOW-UP

Traffic Crash – 2

Medical/Sudden death – 2

Homicide – 0

Other (pending tox. & autopsy results and/or inquest ruling) – 4

OPEN DEATH INVESTIGATIONS

Traffic Crash – 3

Homicide – 0

Medical/Sudden death – 3

Other/Pending - 10

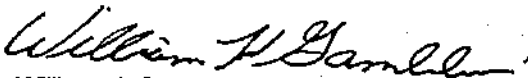
Board Memo

Date: 6/11/2004
To: Honorable Members of the ETSB, Dennis Powell, Chair
Cc: File
From: William Gamblin
RE: Statistical Reports

Attached are the following reports:

1. *May 2004 Error Resolution Report*
2. *9-1-1 Call totals January to May 2004*
3. *9-1-1 Hang Ups total January to May 2004*
4. *Total CAD Responses January to May 2004*
5. *Total Fire/EMS Calls by Type January to May 2004*
6. *Total Law Enforcement Calls by Type January to May 2004*

Respectfully submitted,


William H. Gamblin, ENP

whg

Error Resolution Report

Section 1

MAY, 2.


ERROR REPORT (MONTHLY)
COMMUNITY

	#ERRORS				TOTAL ERRORS	DATA	#CORRECTED	ERROR TYPE
	RESIDENTIAL	BUSINESS						
ANCHOR	0	0	0	0	0	1		
ARROWSMITH	0	0	0	0	0	1		
BELLFLOWER	0	0	0	0	0	2		
BLOOMINGTON	6	14	20	20	42			
CARLOCK	0	0	0	0	0	3		
CHENOA	2	2	4	4	3			
COLFAX	0	0	0	0				
COOKSVILLE	6	0	6					
CROPSEY	0	0	0	0	2			
DANVERS	1	2	3	3	1			
DOWN	1	1	2	2	3			
EL PASO	0	1	1	1	1			
ELLSWORTH	0	1	1	1	1			
GRIDLEY	1	0	1	1				
HEYWORTH	0	0	0	0	1			
HUDSON	3	1	4	4	1			
LERoy	7	2	9	9	4			
LEXINGTON	4	1	5	5	5			
MANSFIELD	0	0	0	0	1			
MCLEAN	2	2	4	4				
MINIER	0	0	0	0				
NORMAL	8	8	16	16	5			
SAYBROOK	1	0	1	1	5			
SHIRLEY	0	2	2	2	1			
STANFORD	0	0	0	0				
TOWANDA	0	0	0	0	1			
OTHER	0	2	2	2				
TOTAL ERRORS	42	39	81	81	84	0		

- *NO STREET NAME = NSN
- *MSAG PROBLEM = MSAG
- *NEED 911 ADDRESS = N911
- *CITY JURISDICTION = CJ
- *CELL TOWER = CT
- *REMOVE STREET DIRECTIONAL = RSD
- *COMMUNITY ERROR=COMM
- *NUMBER DISCONNECTED=ND
- *WRONG COUNTY=WC
- *DATA LINE = DL
- *SPELLING ERROR = SP

ERRORS AS OF APRIL 30, 2004 61
 NEW ERRORS FOR MAY 20
 ERRORS CORRECTED IN MAY 0
 ERRORS AS OF MAY 31, 2004 81
 DATA LINES 84
 ILLINOIS STATE UNIVERSITY 70

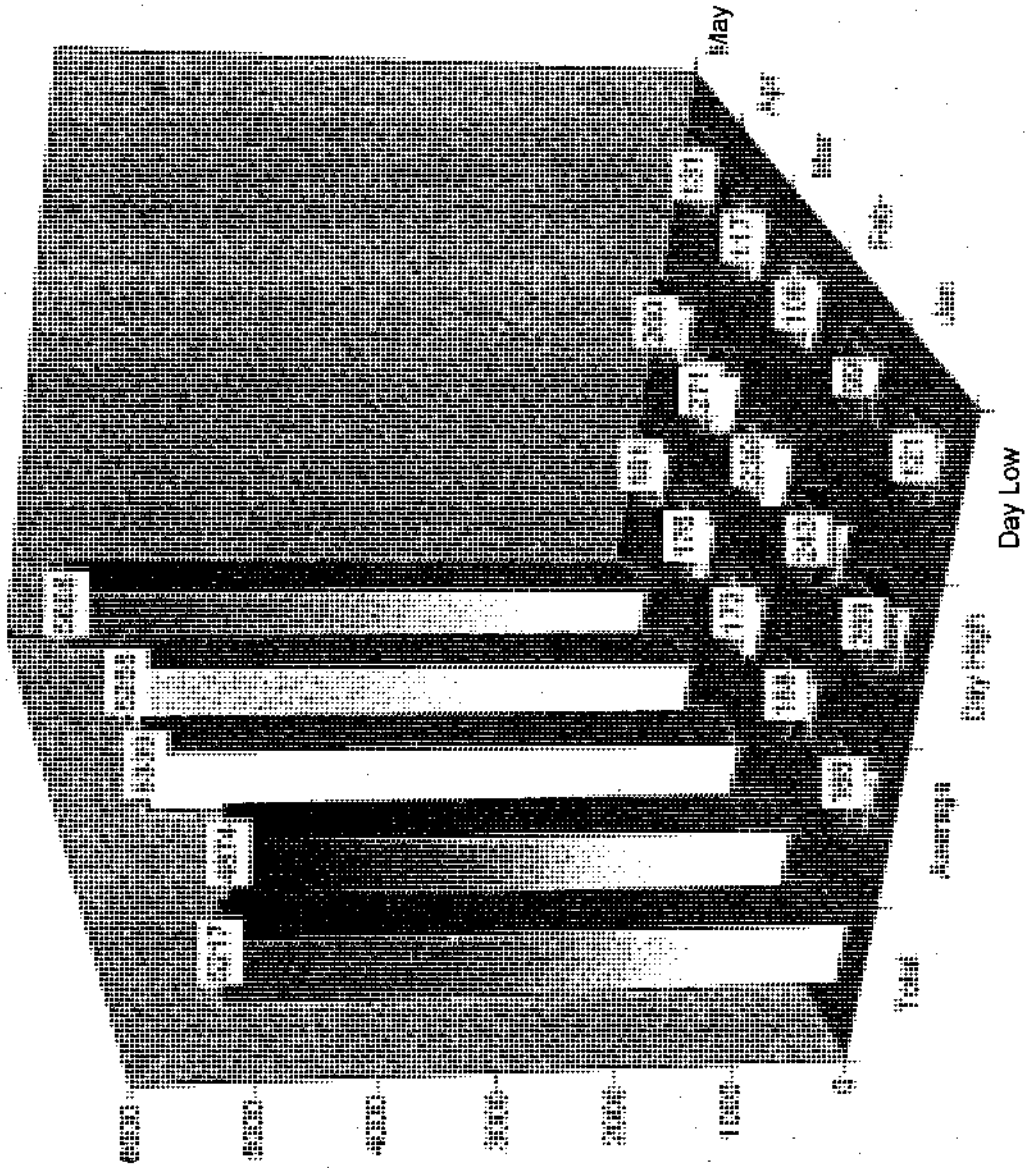
**Error Resolution Counts
January to May 2004**



9-1-1 Calls Jan to May 2004

Section 2

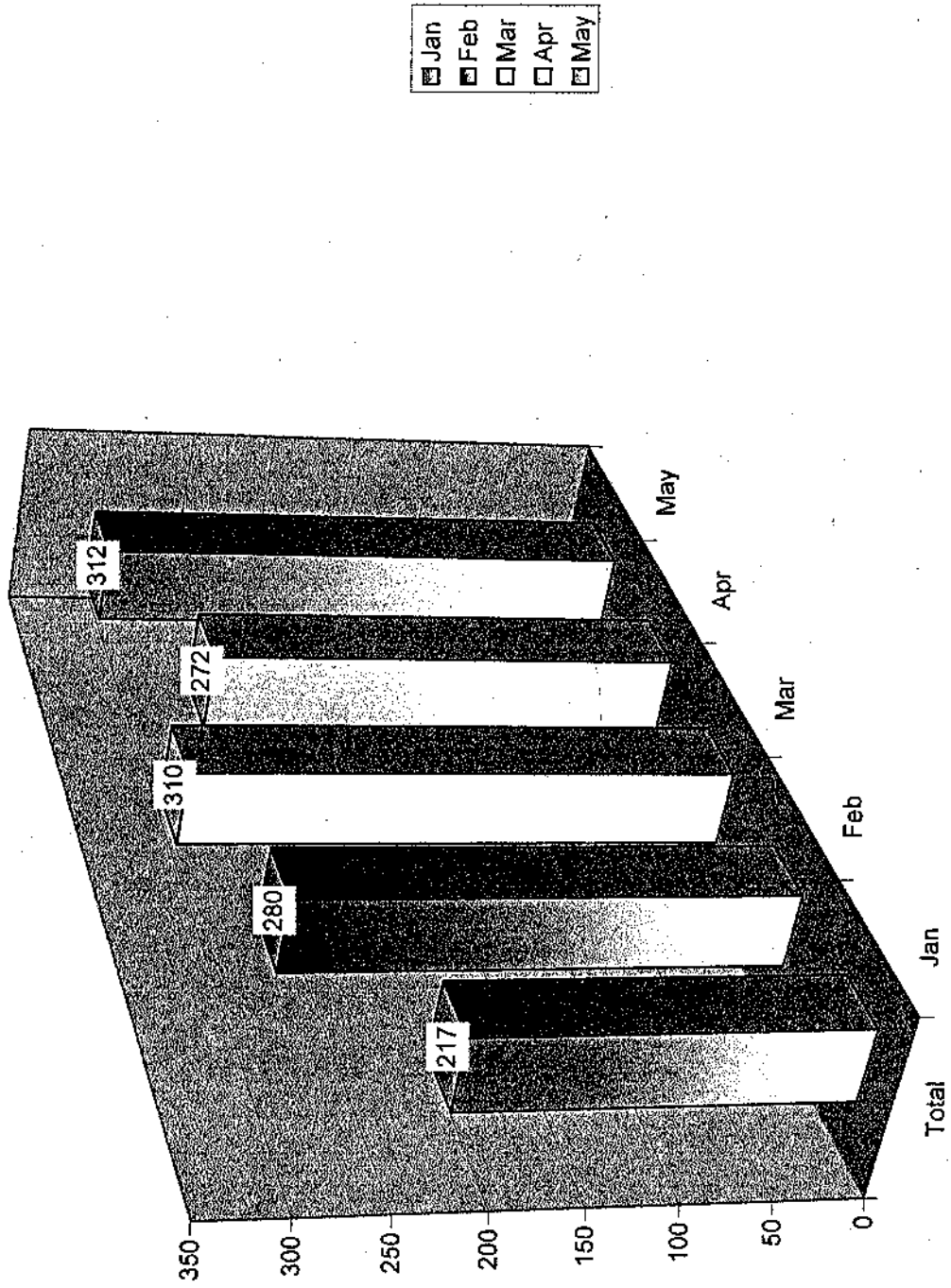
9-1-1 Call Totals by Month
January to May 2004



9-1-1 Hang Up Calls Jan to May 2004

Section 3

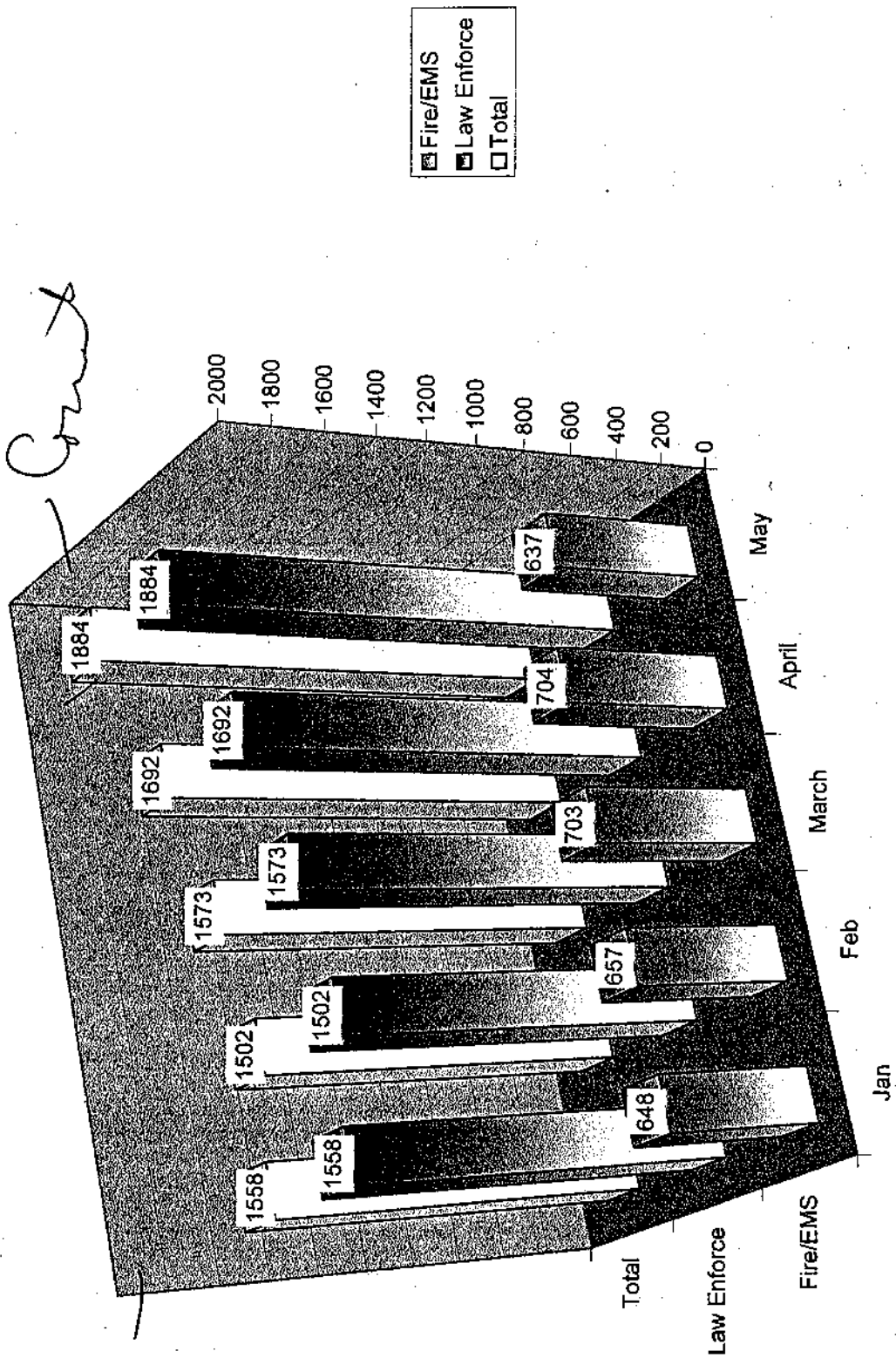
9-1-1 Hang Ups
January to May 2004



Total CAD Responses Jan to May 2004

Section 4


**Total CAD Responses
January to May 2004**



Fire/EMS Responses Jan to May 2004

Section 5

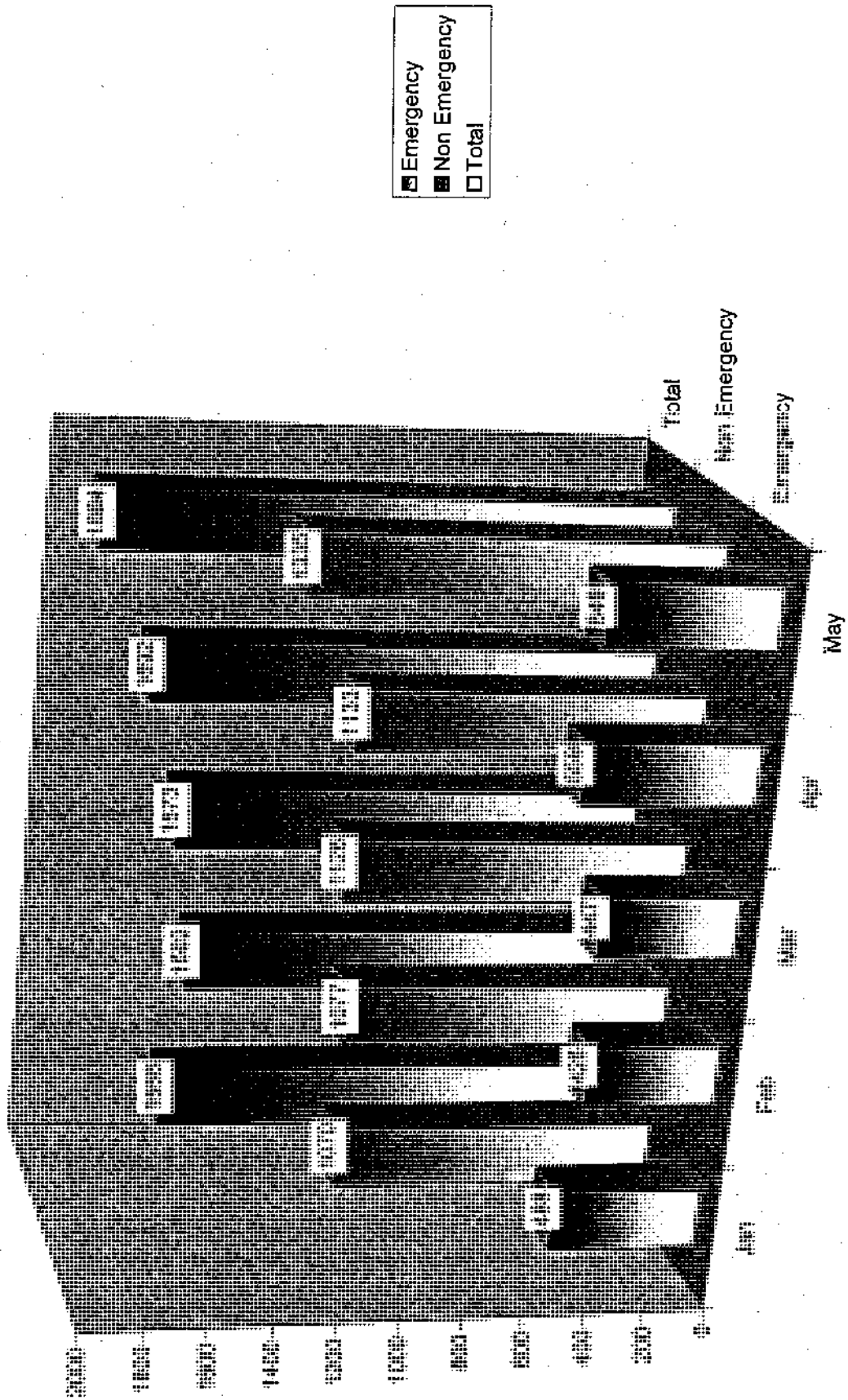
**Fire/EMS CAD Responses
January to May 2004**



Law Enforcement Responses Jan to May 2004

Section 6

**Law Enforcement CAD Responses
January to May 2004**



REPORT A
ACTIVITY OF ALL CIVIL CASES
DURING THE MONTH OF MAY 2004
IN THE CIRCUIT COURT OF THE 11TH JUDICIAL CIRCUIT
McLEAN COUNTY

CATEGORY	BEGIN PENDING	CODE	NEW FILED	REINSTATED	DISPOSED	END PENDING 2004	END PENDING 2003
Adoption	23	AD	3	0	7	19	27
Arbitration	249	AR	51	8	45	263	364
Chancery	164	CH	19	0	26	157	215
Dissolution of Marriage	589	D	44	0	64	569	531
Eminent Domain	3	ED	0	0	1	2	1
Family	178	F	22	0	47	153	182
Law => \$50,000 - Jury	246	L	8	0	13	241	261
Law = > \$50,000 - Non-Jury	125	L	8	0	4	129	133
Law = < \$50,000 - Jury	10	LM	0	0	0	10	16
Law = < \$50,000 - Non-Jury	128	LM	73	7	71	137	246
Municipal Corporation	1	MC	0	0	0	1	0
Mental Health	8	MH	7	0	5	10	6
Miscellaneous Remedy	154	MR	14	0	19	149	144
Order of Protection	10	OP	12	0	12	10	13
Probate	1,120	P	34	0	42	1,112	1,103
Small Claim	416	SC	267	40	157	566	604
Tax	10	TX	0	0	0	10	10
TOTAL CIVIL	3,434		562	55	513	3,538	3,856

REPORT B
 ACTIVITY OF ALL CRIMINAL CASES DURING THE MONTH OF MAY 2004
 IN THE CIRCUIT COURT OF THE 11TH JUDICIAL CIRCUIT
 McLEAN COUNTY

	BEGIN PENDING	CODE	NEW FILED	NO. OF DEFTS. NEW	REINSTATED	DISPOSED	END PENDING 2004	END PENDING 2003
CONTEMPT OF COURT	8	C.C.	1	1	0	5	4	3
CRIMINAL FELONY	818	CF	76	76	2	107	789	825
CRIMINAL MISDEMEANOR	996	CM	143	143	0	202	937	1,024
TOTAL CRIMINAL	1,822		220	220	2	314	1730	1,852

REPORT C
 ACTIVITY OF ALL JUVENILE CASES
 DURING THE MONTH OF MAY 2004
 IN THE CIRCUIT COURT OF THE 11TH JUDICIAL CIRCUIT
 McLEAN COUNTY

CATEGORY	BEGIN PENDING	CODE	NEW FILED	NO. OF DEFTS. NEW	REINSTATED	DISPOSED	END PENDING 2004	END PENDING 2003
JUVENILE	27	J	9	9	0	2	34	45
JUVENILE ABUSE & NEGLECT	229	JA	22	22	0	12	239	190
JUVENILE DELINQUENT	118	JD	9	9	15	23	119	103
TOTAL JUVENILE	374		40	40	15	37	392	338

REPORT D
 ACTIVITY OF ALL DUI/TRAFFIC/CONSERVATION/ORDINANCE CASES
 DURING THE MONTH OF MAY 2004
 IN THE CIRCUIT COURT OF THE 11TH JUDICIAL CIRCUIT
 McLEAN COUNTY

CATEGORY	BEGIN PENDING	CODE	NEW FILED	REINSTATED	DISPOSED	END PENDING 2004	END PENDING 2003
CONSERVATION VIOLATION	16	CV	10	0	10	16	23
DRIVING UNDER THE INFLUENCE	432	DT	79	0	68	443	394
ORDINANCE VIOLATION	905	OV	193	0	182	916	730
TRAFFIC VIOLATION	15,257	TR	2,698	33	2,719	15,269	20,520
TOTALS:	16,610		2,980	33	2,979	16,644	21,667

REPORT F
DISPOSITION OF DEFENDANTS CHARGED WITH FELONIES⁽¹⁾
DURING THE MONTH OF MAY 2004
IN THE CIRCUIT COURT OF THE 11TH JUDICIAL CIRCUIT
MCLEAN COUNTY

NOLLE	S.O.L.	REDUCED TO MISDEMEANOR	NOT CONVICTED				CONVICTED			TOTAL DEFENDANTS DISPOSED OF
			DISMISSED	OTHER(2)	ACQUITTED BY		GUILTY PLEA	BENCH TRIAL	JURY TRIAL	
					BENCH TRIAL	JURY TRIAL				
24	0	8	1	0	0	1	72	1	0	107

³
(1) NOT NECESSARILY DIFFERENT DEFENDANTS

(2) INCLUDES COURT ACTION: NO BILL, TRANSFERRED/NO JURISDICTION, DEATH SUGGESTED/CAUSE ABATED, UNFIT TO STAND TRIAL, SEXUALLY DANGEROUS, TRANSFERS TO WARRANT CALENDAR, AND EXTRADITION PROCEEDING FILED AS A FELONY.

*1 Case was NOT GUILTY for reason of insanity

1 Case was let on pending that was term in August

REPORT F
DISPOSITION OF DEFENDANTS CHARGED WITH FELONIES⁽¹⁾
THROUGH THE MONTH OF MAY, 2004
IN THE CIRCUIT COURT OF THE 11TH JUDICIAL CIRCUIT
McLEAN COUNTY

	NOT CONVICTED							CONVICTED			TOTAL DEFENDANTS DISPOSED OF
	NOLLE	S.O.L.	REDUCED TO MISDEMEANOR	DISMISSED	OTHER ⁽²⁾	ACQUITTED BY		GUILTY PLEA	BENCH TRIAL	JURY TRIAL	
						BENCH TRIAL	JURY TRIAL				
JAN	15	0	1	0	1*	0	1	78	1	1	98
FEB	17	0	5	0	0	0	3	72	3	2	102
MAR	11	0	5	0	1	1	0	91	0	3	112
APR	25	0	10	0	0	0	0	98	1	6	140
MAY	24	0	8	1	0	0	1	72	1	0	107
JUNE											
JULY											
AUG											
SEPT											
OCT											
NOV											
DEC											
TOTAL	92	0	29	1	2*	1	5	411	6	12	559

(1) NOT NECESSARILY DIFFERENT DEFENDANTS
(2) INCLUDES COURT ACTION: NO BILL, TRANSFERRED/NO JURISDICTION, DEATH SUGGESTED/CAUSE ABATED, UNFIT TO STAND TRIAL, SEXUALLY DANGEROUS, TRANSFERS TO WARRANT CALENDAR, AND EXTRADITION PROCEEDING FILED AS A FELONY.

REPORT G
SENTENCE OF DEFENDANTS CHARGED WITH FELONIES
DURING THE MONTH OF MAY 2004
IN THE CIRCUIT COURT OF THE 11th JUDICIAL CIRCUIT
McLEAN COUNTY

TOTAL NUMBER OF DEFENDANTS CONVICTED OF FELONIES BY GUILTY PLEA, BENCH TRIAL AND JURY TRIAL (FROM REPORT F). THIS TOTAL MUST EQUAL THE NUMBER OF FELONY SENTENCES ON THE FELONY SENTENCE TABLE BELOW.

TOTAL NUMBER OF CONVICTED FELONIES: 73
(FROM REPORT F)

FELONY SENTENCE TABLE

	CLASS M	CLASS X	CLASS 1	CLASS 2	CLASS 3	CLASS 4	TOTALS
1. DEATH	0	0	0	0	0	0	0
2. LIFE	0	0	0	0	0	0	0
3. IDOC	0	0	6	9	14	16	45
4. PROBATION	0	0	1	4	10	13	28
5. OTHER	0	0	0	0	0	0	0
TOTALS:	0	0	7	13	24	29	73

REPORT H
ORDERS OF PROTECTION ISSUED
DURING THE MONTH OF MAY 2004
IN THE CIRCUIT COURT OF THE 11th JUDICIAL CIRCUIT
McLEAN COUNTY

	<u>EMERGENCY</u>	<u>INTERIM</u>	<u>PLENARY</u>
DIVORCE	1	0	1
FAMILY (OP)	10	0	2
CRIMINAL	2	1	2
TOTAL:	13	1	5

July 12, 2004

McLean County Board
Justice and Public Safety Committee
Bloomington, IL 61701

Re: Monthly Caseload - MONTH ENDING May 31, 2004

Dear Committee Members:

Pursuant to statute, I am forwarding this report to your attention and I am causing a copy to be filed with the Circuit Clerk's office of McLean County.

During the above-mentioned time period, in the discharge of our duties to indigent persons in McLean County we have been assigned the following new cases in the area set forth. The activities in which we are involved differ in no substantial manner from those which have earlier been reported.

CASE TYPES	MONTHLY TOTALS 2003	MONTHLY TOTALS 2004	YTD TOTALS 2003	YTD TOTALS 2004	% CHANGE YTD
FELONIES	70	61	420	404	<4%>
MISDEMEANORS	92	96	459	516	11%
DUI	30	24	120	107	<11%>
TRAFFIC	62	49	421	290	<31%>
JUVENILE	28	21	104	93	<11%>
(DELINQUENT)	11	14	54	57	<5%>
(ABUSE/NEGLECT)	17	7	50	36	<28%>
MENTAL HEALTH CASES	2	1	10	5	<50%>
TOTAL	284	252	1,534	1,415	<8%>

Following are the caseload assignments to each of the full-time and contract attorneys for the reporting month of: **MONTH ENDING: May 31, 2004**

CASE TYPE	PUBLIC DEFENDER ATTORNEYS	YTD TOTALS	NEW MONTHLY TOTALS	NEW PTR/REVIEW TOTALS
F	TRACY SMITH	51	6	6
F	JAMES TUSEK	51	5	4
F	RONALD LEWIS	47	7	7
F	BRIAN MCELLOWNEY	50	7	4
M	CARLA HARVEY	277	58	2
F	CARLA HARVEY	31	11	3
F	LARRY SPEARS	51	6	5
M	LARRY SPEARS	236	37	0
DUI	MILLICENT ROTH	107	24	15
F	JOHN WRIGHT-C	31	4	0
F	LEE ANN HILL-C	32	7	0
F	TONY TOMKIEWICZ-C	31	6	0
TR	DAWN NATION	290	49	22
J	JON MCPHEE	28	5	0
J	ART FELDMAN	57	14	3
J	ROB KEIR	21	4	0
J	ALAN NOVICK-C	7	1	0
PC/SVP	DAVID BUTLER-C	1	0	0
PVT	PRIVATE COUNSEL	118	23	0
W/D	WITHDRAWN	18	5	0

PTR= Petition to Revoke Probation
 F = Felony
 J = Juvenile
 O = Other
 P.C.=Post Conviction Remedy Cases

C= Contract Attorney (6-7 Cases per Month)
 DUI= DUI
 TR= Traffic
 M= Misdemeanor

July 12, 2004

TO: Justice Committee

FROM: Amy Johnson Davis

RE: Monthly Report

MAY DISPOSITIONS 2004

DISPOSITION	FELONY	MISDEMEANOR	TRAFFIC / DUI
PLEA / ORIGINAL OFFER	29	90	35
PLEA / LESSER	14	2	35
BENCH TRIAL / WIN	0	3	0
BENCH TRIAL / LOSS	1	2	0
JURY TRIAL / WIN	0	0	0
JURY TRIAL / LOSS	0	0	0
DISMISSED / UPFRONT	6	5	0
DISMISSED / TRIAL	3	1	0
KNOCKDOWN	0	0	0
DISMISSED PER PLEA	7	4	5
PRIVATE COUNSEL	11	7	5
PLEA / BLIND	7	0	0
REFILED AS FELONY	N/A	0	0
WITHDRAWN	4	1	0
DIRECTED VERDICT	0	0	0
P.D. DENIED	1	3	1

DATE: July 7, 2004

TO: Honorable Members of the Justice Committee,
McLean County Board

FROM: Cindy L. Brand
Jury Coordinator

RE: Statistics and Progress

I am submitting for your information the quarterly statistics of our activity.

As shown in the Comparative Jury Trial Statistics the number of jury trials held during the first half of 2004 is similar to past years. The numbers are considerably higher than last year when we had difficulty having trials because of relocations after the explosion. We tentatively have a trial from Logan County set to be held in McLean County in August. Logan County will of course be billed for all expenses incurred with this trial.

During non-jury weeks we have been able to make the jury assembly room available to other departments for several large meetings. During the second quarter we had 15 meetings scheduled and 14 were held. People have expressed appreciation at being able to use such a large and comfortable room.

**Comparative Jury Trial Statistics
Number of Trials Conducted**

Month:	2004	2003	2002	2001	2000
Jan:	12	13	10	11	3
Feb:	8	9	9	8	6
Mar:	7	8	8	18	9
Apr:	6	3	10	6	7
May:	14	11	9	12	7
June:	$\frac{12}{59}$	$\frac{0}{44}$	$\frac{8}{54}$	$\frac{9}{64}$	$\frac{10}{42}$
July:		5	10	15	8
Aug:		6	12	9	6
Sept:		7	11	11	9
Oct:		7	13	11	2
Nov:		8	10	2	4
Dec:		14	10	11	6
Totals:		91	120	123	77

JUROR PAYMENT SUMMARY REPORT

SUB-PANEL	APPEARANCE DATE	JURORS SUMMONED	JURORS SERVED	PER DIEM PAID	MILEAGE PAID	PARKING PAID	MISCELLANEOUS PAID	OTHER PAID	TOTAL PAID
JAA Petit	Jan 05, 2004	200	136	\$2390.00	\$1212.25	\$0.00	\$0.00	\$0.00	\$3602.25
JAZ Coroner	Jan 08, 2004	34	28	\$720.00	\$293.15	\$0.00	\$0.00	\$0.00	\$1013.15
JAB Petit	Jan 12, 2004	225	154	\$2030.00	\$891.15	\$0.00	\$0.00	\$0.00	\$2921.15
JAC Petit	Jan 20, 2004	250	107	\$1820.00	\$729.95	\$0.00	\$0.00	\$0.00	\$2549.95
FBA Petit	Feb 02, 2004	200	131	\$1910.00	\$845.30	\$0.00	\$0.00	\$0.00	\$2756.30
FBG Grand	Feb 04, 2004	34	39	\$1440.00	\$763.75	\$0.00	\$0.00	\$0.00	\$2203.75
FBB Petit	Feb 09, 2004	200	84	\$1090.00	\$468.95	\$0.00	\$0.00	\$0.00	\$1559.95
FBC Petit	Feb 17, 2004	185	99	\$1380.00	\$482.30	\$0.00	\$0.00	\$0.00	\$1862.30
MRA Petit	Mar 01, 2004	1	40	\$960.00	\$434.85	\$0.00	\$0.00	\$0.00	\$1394.85
MRB Petit	Mar 08, 2004	225	152	\$2780.00	\$1283.75	\$0.00	\$0.00	\$0.00	\$4063.75
MRZ Coroner	Mar 11, 2004	34	26	\$350.00	\$165.75	\$0.00	\$0.00	\$0.00	\$515.75
MRC Petit	Mar 15, 2004	200	66	\$790.00	\$370.50	\$0.00	\$0.00	\$0.00	\$1160.50
APA Petit	Apr 05, 2004	200	65	\$650.00	\$292.50	\$0.00	\$0.00	\$0.00	\$942.50
APG Grand	Apr 07, 2004	34	44	\$1240.00	\$401.05	\$0.00	\$0.00	\$0.00	\$1641.05
APB Petit	Apr 12, 2004	225	139	\$1890.00	\$855.40	\$0.00	\$0.00	\$0.00	\$2745.40
MYA Petit	May 03, 2004	200	71	\$1480.00	\$651.30	\$0.00	\$0.00	\$0.00	\$2131.30
MYB Petit	May 10, 2004	225	139	\$3110.00	\$1447.55	\$0.00	\$0.00	\$0.00	\$4557.55
MYC Petit	May 17, 2004	200	150	\$2380.00	\$954.85	\$0.00	\$0.00	\$0.00	\$3334.85
JNA Petit	Jun 07, 2004	200	142	\$1800.00	\$754.00	\$0.00	\$0.00	\$0.00	\$2554.00
TOTAL		3072	1812	\$30210.00	\$13300.30	\$0.00	\$0.00	\$0.00	\$43510.30
TOTAL Petit		2936	1675	\$26460.00	\$11676.60	\$0.00	\$0.00	\$0.00	\$38136.60
AVERAGE COST PER JUROR - Petit \$22.77									
TOTAL Grand		68	83	\$2680.00	\$1164.80	\$0.00	\$0.00	\$0.00	\$3844.80
AVERAGE COST PER JUROR - Grand \$46.32									
TOTAL Coroner		68	54	\$1070.00	\$458.90	\$0.00	\$0.00	\$0.00	\$1528.90
AVERAGE COST PER JUROR - Coroner \$28.31									

December, 2003

Xmas Parties for: Judicial Secretaries, State's Attorney and Circuit Clerk Offices

January, 2004

2 Judge Foley Swearing in Reception

February

4 Court Services Training
10 DUI Victim Impact
17 Domestic Violence Victim Impact
26 County Clerks Regional Meeting
27 IL Prevent Child Abuse Meeting

March

4 School Group (Poshard)
24 Jury Commission/Clerks Spring Break Party

April

1 School Group (Poshard)
7 Court Reporter Captioning Test
16 Alan Novick - 20th Year Juvenile Att. Party
19 Attorney General Handicapped Parking Meeting
21 State's Attorney's Office Lunch
24 Annual Meeting - Poshard
30 Jury Commission/Clerk Fun Lunch

May

5 11th Judicial Circuit Judges Meeting
7 Meeting re Juveniles/Child Advocacy - Judges and Social Agencies
11 DUI Victim Impact
18 Domestic Violence Victim Impact
24 Hinshaw Culbertson Deposition - scheduled but attorneys cancelled

June

1 McLean County Bar Association/Family Bar Division Meeting
2 Meeting of 11th Judicial Circuit Chief Judge and Court Reporters
11 Lunch Meeting of Judges/Attorney/Local Law Enforcement re Traffic Court