



JUSTICE COMMITTEE AGENDA
Law and Justice Center, Room 700

Monday, June 7, 2004

5:00 p.m.

1. Roll Call
2. Chairman's Approval of Minutes – May 3, 2004
3. Appearance by Members of the Public
 - A. Alternatives to Jail Committee
 - 1) Drug Court Overview 1-5
4. Departmental Matters:
 - A. Amy Davis, Public Defender
 - 1) Items to be Presented for Information:
 - a) Monthly Caseload Report for May 2004 6-8
 - b) General Report
 - c) Other
 - B. Roxanne Castleman, Director, Court Services
 - 1) Items to be Presented for Action:
 - a) Request Approval of an Emergency Appropriation Ordinance Amending McLean County Fiscal Year 2004 Combined Annual Appropriation and Budget Ordinance General Fund 0001, Court Services Department 0022, Adult Probation Fee Services Fund 0146, Court Services Department 0022 9-10

- 2) Items to be Presented for Information:
- a) Court Services Adult/Juvenile Division Statistics 11-12
 - b) Juvenile Detention Center – McLean County Statistics 13-14
 - c) Juvenile Detention Center – Out of County Statistics 15-16
 - d) General Report
 - e) Other
- C. Billie Larkin, Director, Children's Advocacy Center
- 1) Items to be Presented for Information:
- a) Monthly Statistical Report for May 2004 17
 - b) CASA Report, April 2004 18
 - c) Juvenile Justice Bulletin: Explanations for the Decline in Child Abuse Cases, by David Finkelhor and Lisa Jones 19-29
 - d) General Report
 - e) Other
- D. David Owens, McLean County Sheriff
- 1) Items to be Presented for Action:
- a) Request Approval of an Emergency Appropriation Ordinance Amending the McLean County Fiscal Year 2004 Combined Annual Appropriation and Budget Ordinance General Fund 0001, Sheriff's Department 0029 – Illinois Criminal Justice Information Authority Multi-disciplinary Domestic Violence Grant 30-31
- 2) Items to be Presented for Information:
- a) McLean County Detention Facility Population Report 32-34
 - b) General Report 35
 - c) Other

- E. Bill Yoder, McLean County State's Attorney
- 1) Items to be Presented for Action:
 - a) Request Approval of an Emergency Appropriation Ordinance Amending the McLean County Fiscal Year 2004 Combined Annual Appropriation and Budget Ordinance General Fund 0001, State's Attorney's Office 0020 – Illinois Criminal Justice Authority Multi-Disciplinary Domestic Violence Grant 36-37
 - b) Request Approval of an Emergency Appropriation Ordinance Amending the McLean County Fiscal Year 2004 Combined Annual Appropriation and Budget Ordinance General Fund 0001, State's Attorney's Office 0020 – Department of Children and Family Services Child Abuse Attorney 38-39
 - 2) Items to be Presented for Information:
 - a) 2004 Case Load Report 40-41
 - b) General Report
 - c) Other
- F. Beth Kimmerling, McLean County Coroner
- 1) Items to be Presented for Information:
 - a) April 2004 Report 42
 - b) General Report
 - c) Other
- G. Bill Gamblin, Director, 911 Administration
- 1) Items to be Presented for Information:
 - a) E-911 Statistical Reports 43-50
 - b) General Report
 - c) Other
- H. Tony Cannon, Director, MetCom
- 1) Items to be Presented for Information:
 - a) Explanation on the History and Response to each 911 call
 - b) General Report
 - c) Other

- I. Sandy Parker, McLean County Circuit Clerk
 - 1) Items to be Presented for Information:
 - a) Statistical Reports for April 2004 51-60
 - b) General Report
 - c) Other

- J. John Zeunik, McLean County Administrator
 - 1) Items to be Presented for Information:
 - a) Informational Glossary on Justice Items 60-68
 - b) Requested Information on Ambulance Service within McLean County 69-72
 - c) General Report
 - d) Other

- 5. Other Business and Communication
- 6. Recommend payment of Bills and Transfers, if any, to the County Board
- 7. Adjournment

The McLean County Alternatives to Jail Committee

Initiated by the McLean County League of Women Voters

DRUG COURT: AN OVERVIEW

BACKGROUND. This overview is based on the 10 standards set by the U.S. Department of Justice, the National (and Illinois) Association of Drug Court Professionals (NADCP), and Illinois Drug Court Law (2001). (Separate papers)

The Drug Problem: Habitual substance abuse is known to increase crime.

1. The obsessive need to "use", combined with high street-market cost, leads to robbery, "deceptive practices", and sometimes violence. It is estimated that 60% to 80% of crimes are drug-related.

2. The effect of most controlled substances on the brain is to weaken inhibitions that would normally prevent or reduce violence, rape, and other law violations.

3. Since scientific evidence has confirmed that habitual drug use permanently damages the brain, addiction is increasingly seen as an incurable physical condition that must be managed, and not the result of a willful desire to break the law or a "lazy" refusal to stop using drugs.

Changes in Perception by the Public, the Justice System, and Legislators: Publicity on the medical findings has led to better understanding of the problem. The public is more ready for laws and practices that encourage or enforce diversion of non-violent offenders to an effective program which can enable them to control their habits and lead normal, productive lives.

Drug Court Works: Typically, of those diverted to Drug Court, a large percentage successfully complete the program and "graduate". Of those who graduate from a good program, few return to drug use. And the rate of those returning to drug-related criminal activity is as low as 3—5% in good programs (as opposed to 40—60% among offenders who have not completed a Drug Court Program).

THE DRUG COURT PROGRAM

Our Situation: McLean County has no Drug Court Program. Our current diversion / penalty treatment for drug addicted offenders is 4 weeks, 4 days a week, 4 hours per day. Such short treatment programs are not effective.

Drug Court Guidelines: The U.S. Justice Department guidelines were drafted by the National Association of Drug Court Professionals (NADCP); all grant applicants are required to follow them. (Separate sheet)

Illinois has an affiliate (IADCP) and a law that requires the establishment of drug courts to follow these guidelines. (Separate sheet)

PROGRAM COMPONENTS

1. Diversion to Drug Court: eligible offenders are diverted at pre-trial or sentencing
2. Consistent personnel: the same Judge, State's Attorney, Public Defender, Probation Officer, caseworkers. Consistency insures continuity and familiarity. Relations between the prosecution and defense are cooperative as opposed to adversarial.
3. Frequent appearances by offender: offender appears weekly before the Judge for brief progress reports, assignment, and appraisals (usually takes under 3 minutes)
4. Immediate reward or penalty: the "carrot or stick" approach
Failure to meet program requirements results initially in short punishments, such as 2 days in jail. Each successive failure (as to attendance, having "dirty" drug tests, etc.) increases length of jail sessions.
Success in meeting program requirements results in rewards, such as praise and program advancement.
5. Carefully planned rehab, training, and education: in progressive steps, well-coordinated and well-administered by all requisite program participants (Judge, State's Attorney, Public Defender, Probation Officer, caseworkers, treatment providers, etc.)
6. Sufficient length of program (including treatment and rehab) for effective results: one and a half to 2 years
7. Fees for the program to be paid on a sliding scale by the offender
8. Ongoing evaluation of program: collection of data, periodic publication of summary results, assessments by staff, and education of the community at large

KEY CONTRIBUTIONS TO DRUG COURT SUCCESS OF OFFENDERS

- **Incentives**: the "Carrot / Stick" approach
- **Immediacy of penalty / reward**
- **Graduated process**: stepwise achieving of attainable goals
- **Sufficient length of program to reach full, "clean" graduation and prevent relapse**
- **Consistency of personnel** comprising the Drug Court team
- **Attainable critical goals**: a chance to reduce or erase criminal charges by successfully completing the program, and to become drug-free and self-sufficient

BENEFITS

- **Saves money**: through crime reduction, less need for jail space, reduced court costs / time
- **Reduces criminal recidivism** from the usual 40-60% to as low as 3% (for good programs)
- **Makes individuals drug-free and self-sufficient citizens**; taxpayers, not tax burdens
- **Creates a safer, more stable community**

DRUG COURT

"10 KEY COMPONENTS"

Key Components of Drug Courts ¹

In January 1997, DOJ² released "Defining Drug Courts: The Key Components," which is based on the experience of the drug court field. The report describes the 10 key components of a drug court and provides performance benchmarks for each component. It was developed through a cooperative agreement between OJP, DCPO, and the National Association of Drug Court Professionals, which convened the Drug Court Standards Committee. The committee comprised drug court practitioners throughout the nation (judges, prosecutors, defense attorneys, treatment providers, pretrial service officers, and probation officers). The report is available through the National Criminal Justice Reference Service Clearinghouse, at 1-800-851-3420, and on the DCPO homepage (<http://www.ojp.usdoj.gov/dcpo>).

As identified by the committee, the 10 key components of a drug court are as follows:

1. Drug courts integrate alcohol and other drug treatment services with justice system case processing.
2. Using a nonadversarial approach, prosecution and defense counsel promote public safety while protecting participants' due process rights.
3. Eligible participants are identified early and promptly placed in the drug court program.
4. Drug courts provide access to a continuum of alcohol, drug, and related treatment and rehabilitation services.
5. Abstinence is monitored by frequent alcohol and other drug testing.
6. A coordinated strategy governs drug court responses to participants' compliance.
7. Ongoing judicial interaction with each drug court participant is essential (same judge).³
8. Monitoring and evaluation measure the achievement of program goals and gauge effectiveness.
9. Continuing interdisciplinary education promotes effective drug court planning, implementation, and operations.
10. Forging partnerships among drug courts, public agencies, and community-based organizations generates local support and enhances drug court program effectiveness.

¹ Illinois law and Federal grants both require these components.

² United States Department of Justice (DOJ)

³ During this one- to two-year program, any failures are sanctioned by jail sessions of increasing lengths.

State of Illinois Public Acts 92nd General Assembly

[[Home](#)] [[ILCS](#)] [[Search](#)] [[Bottom](#)]
[[Other General Assemblies](#)]

Public Act 92-0058

SB138 Enrolled

LRB9203748RCcd

AN ACT concerning drug treatment.

Be it enacted by the People of the State of Illinois, represented in the General Assembly:

Section 1. Short title. This Act may be cited as the Drug Court Treatment Act.

Section 5. Purposes. The General Assembly recognizes that the use and abuse of drugs has a dramatic effect on the criminal justice system in the State of Illinois. There is a critical need for a criminal justice system program that will reduce the incidence of drug use, drug addiction, and crimes committed as a result of drug use and drug addiction. It is the intent of the General Assembly to create specialized drug courts with the necessary flexibility to meet the drug problems in the State of Illinois.

PURPOSES

Section 10. Definitions. As used in this Act:

"Drug court", "drug court program", or "program" means an immediate and highly structured judicial intervention process for substance abuse treatment of eligible defendants that brings together ① substance abuse professionals, ② local social programs, and ③ intensive judicial monitoring in accordance with the nationally recommended 10 key components of drug courts.

DRUG COURT
DEFINED

← Requirements:
Follow the
Ten National
Requirements
(listed separately)

"Drug court professional" means a judge, prosecutor, defense attorney, probation officer, or treatment provider involved with the drug court program.

"Pre-adjudicatory drug court program" means a program that allows the defendant, with the consent of the prosecution, to expedite the defendant's criminal case before conviction or before filing of a criminal case and requires successful completion of the drug court program as part of the agreement.

"Post-adjudicatory drug court program" means a program in which the defendant has admitted guilt or has been found guilty and agrees, along with the prosecution, to enter a drug court program as part of the defendant's sentence.

"Combination drug court program" means a drug court program that includes a pre-adjudicatory drug court program and a post-adjudicatory drug court program.

Section 15. Authorization. The Chief Judge of each judicial circuit may establish a drug court program including the format under which it operates under this Act.

Section 20. Eligibility.

(a) A defendant may be admitted into a drug court program only upon the agreement of the prosecutor and the defendant and with the approval of the court.

(b) A defendant shall be excluded from a drug court program if any of one of the following apply:

(1) The crime is a crime of violence as set forth in clause (4) of this subsection (b).

(2) The defendant denies his or her use of or addiction to drugs.

(3) The defendant does not demonstrate a willingness to participate in a treatment program.

(4) The defendant has been convicted of a crime of violence within the past 10 years excluding incarceration time, including but not limited to: first degree murder, second degree murder, predatory criminal sexual assault of a child, aggravated criminal sexual assault, criminal sexual assault, armed robbery, aggravated arson, arson, aggravated kidnaping, kidnaping, aggravated battery resulting in great bodily harm or permanent disability, stalking, aggravated stalking, or any offense involving the discharge of a firearm.

(5) The defendant has previously completed or has been discharged from a drug court program.

Section 25. Procedure.

(a) The court shall order an eligibility screening and an assessment of the defendant by an agent designated by the State of Illinois to provide assessment services for the Illinois Courts. An assessment need not be ordered if the court finds a valid assessment related to the present charge pending against the defendant has been completed within the previous 60 days.

(b) The judge shall inform the defendant that if the defendant fails to meet the conditions of the drug court program, eligibility to participate in the program may be revoked and the defendant may be sentenced or the prosecution continued as provided in the Unified Code of Corrections for the crime charged.

(c) The defendant shall execute a written agreement as to his or her participation in the program and shall agree to all of the terms and conditions of the program, including but not limited to the possibility of sanctions or incarceration for failing to abide or comply with the terms of the program.

(d) In addition to any conditions authorized under the Pretrial Services Act and Section 5-6-3 of the Unified Code of Corrections, the court may order the defendant to complete substance abuse treatment in an outpatient, inpatient, residential, or jail-based custodial treatment program. Any period of time a defendant shall serve in a jail-based treatment program may not be reduced by the accumulation of good time or other credits and may be for a period of up to 120 days.

(e) The drug court program shall include a regimen of graduated requirements and rewards and sanctions, including but not limited to: fines, fees, costs, restitution,

ELIGIBILITY

- Exclusion of defendants convicted of violent crime(s)

List

PROCEDURE

- Screening
- Defendant information-consequences of failure
- Written agreement

- Program components - graduated steps

List

incarceration of up to 180 days, individual and group therapy, drug analysis testing, close monitoring by the court at a minimum of once every 30 days and supervision of progress, educational or vocational counseling as appropriate, and other requirements necessary to fulfill the drug court program.

Incarceration as major incentive; time increases with successive failures

Section 30. Substance abuse treatment.

(a) The drug court program shall maintain a network of substance abuse treatment programs representing a continuum of graduated substance abuse treatment options commensurate with the needs of defendants.

• Substance abuse treatment - graduated steps

(b) Any substance abuse treatment program to which defendants are referred must meet all of the rules and governing programs in Parts 2030 and 2060 of Title 77 of the Illinois Administrative Code.

(c) The drug court program may, at its discretion, employ additional services or interventions, as it deems necessary on a case by case basis.

Section 35. Violation; termination; discharge.

(a) If the court finds from the evidence presented including but not limited to the reports or proffers of proof from the drug court professionals that:

• Conditions for

(1) the defendant is not performing satisfactorily in the assigned program;

(2) the defendant is not benefitting from education, treatment, or rehabilitation;

(3) the defendant has engaged in criminal conduct rendering him or her unsuitable for the program; or

(4) the defendant has otherwise violated the terms and conditions of the program or his or her sentence or is for any reason unable to participate;

expected failures:
- graduated sanctions

the court may impose reasonable sanctions under prior written agreement of the defendant, including but not limited to imprisonment or dismissal of the defendant from the program and the court may reinstate criminal proceedings against him or her or proceed under Section 5-6-4 of the Unified Code of Corrections for a violation of probation, conditional discharge, or supervision hearing.

complete failure:
- termination from program

and for

(b) Upon successful completion of the terms and conditions of the program, the court may dismiss the original charges against the defendant or successfully terminate the defendant's sentence or otherwise discharge him or her from any further proceedings against him or her in the original prosecution.

success/graduation:
- rewards

Passed in the General Assembly April 25, 2001.
Approved July 12, 2001.
Effective January 01, 2002.

[Top]

June 7, 2004

McLean County Board
Justice and Public Safety Committee
Bloomington, IL 61701

Re: Monthly Caseload - MONTH ENDING April 30, 2004

Dear Committee Members:

Pursuant to statute, I am forwarding this report to your attention and I am causing a copy to be filed with the Circuit Clerk's office of McLean County.

During the above-mentioned time period, in the discharge of our duties to indigent persons in McLean County we have been assigned the following new cases in the area set forth. The activities in which we are involved differ in no substantial manner from those which have earlier been reported.

CASE TYPES	MONTHLY TOTALS 2003	MONTHLY TOTALS 2004	YTD TOTALS 2003	YTD TOTALS 2004	% CHANGE YTD
FELONIES	59	73	350	343	<2%>
MISDEMEANORS	86	122	367	420	13%
DUI	13	19	90	83	<8%>
TRAFFIC	94	51	359	241	<33%>
JUVENILE	16	16	76	72	<5%>
(DELINQUENT)	3	10	43	43	No change
(ABUSE/NEGLECT)	13	6	33	29	<12%>
MENTAL HEALTH CASES	2	1	8	4	<50%>
TOTAL	270	282	1,250	1,163	<7%>

Following are the caseload assignments to each of the full-time and contract attorneys for the reporting month of: **MONTH ENDING April 30, 2004**

CASE TYPE	PUBLIC DEFENDER ATTORNEYS	YTD TOTALS	NEW MONTHLY TOTALS	NEW PTR/REVIEW TOTALS
F	TRACY SMITH	45	9	7
F	JAMES TUSEK	46	5	0
F	RONALD LEWIS	40	7	11
F	BRIAN MCELLOWNEY	43	8	4
M	CARLA HARVEY	219	64	4
F	CARLA HARVEY	20	6	4
F	LARRY SPEARS	45	14	11
M	LARRY SPEARS	199	57	3
DUI	MILLICENT ROTH	83	19	16
F	JOHN WRIGHT-C	27	8	0
F	LEE ANN HILL-C	25	7	0
F	TONY TOMKIEWICZ-C	25	6	0
TR	DAWN NATION	241	51	10
J	JON MCPHEE	23	4	0
J	ART FELDMAN	43	10	1
J	ROB KEIR	17	3	0
J	ALAN NOVICK-C	6	2	0
PC/SVP	DAVID BUTLER-C	1	1	0
PVT	PRIVATE COUNSEL	95	27	0
W/D	WITHDRAWN	13	2	0

PTR= Petition to Revoke Probation

F = Felony

J = Juvenile

O = Other

P.C.=Post Conviction Remedy Cases

C= Contract Attorney (6-7 Cases per Month)

DUI= DUI

TR= Traffic

M= Misdemeanor

June 7, 2004

TO: Justice Committee

FROM: Amy Johnson Davis

RE: Monthly Report

APRIL 2004 DISPOSITIONS

DISPOSITION	FELONY	MISDEMEANOR	TRAFFIC / DUI
PLEA / ORIGINAL OFFER	52	51	27
PLEA / LESSER	11	1	11
BENCH TRIAL / WIN	0	1	0
BENCH TRIAL / LOSS	0	0	0
JURY TRIAL / WIN	0	2	0
JURY TRIAL / LOSS	0	2	1
DISMISSED / UPFRONT	3	8	3
DISMISSED / TRIAL	4	6	0
KNOCKDOWN	0	0	0
DISMISSED PER PLEA	5	13	2
PRIVATE COUNSEL	20	5	2
PLEA / BLIND	7	0	0
REFILED AS FELONY	N/A	1	2
WITHDRAWN	1	1	0
DIRECTED VERDICT	0	0	0
P.D. DENIED	2	9	0

**An EMERGENCY APPROPRIATION Ordinance
 Amending the McLean County Fiscal Year 2004
 Combined Annual Appropriation and Budget Ordinance
 General Fund 0001, Court Services Department 0022
 Adult Probation Fee Services Fuud 0146, Court Services Department 0022**

WHEREAS, the McLean County Board, on November 18, 2003, adopted the Combined Annual Appropriation and Budget Ordinance, which sets forth the revenues and expenditures deemed necessary to meet and defray all legal liabilities and expenditures to be incurred by and against the County of McLean for the 2004 Fiscal Year beginning January 1, 2004 and ending December 31, 2004; and,

WHEREAS, the Combined Annual Appropriation and Budget Ordinance includes the fiscal year 2004 adopted budget for the Court Services Department and the Adult Probation Fee Services Fund 0146; and,

WHEREAS, the Court Services Department has been awarded a grant in the amount of \$86,892.00 from the Illinois Criminal Justice Information Authority to fund the salary and benefits costs for two probation officers to provide multidisciplinary domestic violence services; and,

WHEREAS, the funding period runs from July 1, 2004 through June 30, 2005; and,

WHEREAS, the Justice Committee, at its regular meeting on Monday, June 7, 2004, recommended approval of an Emergency Appropriation Ordinance to recognize the receipt and expenditure of that portion of the funds which coincides with the County's fiscal year 2004 adopted budget; now therefore,

BE IT ORDAINED by the McLean County Board as follows:

1. That the County Treasurer is directed to amend the appropriated budget of the General Fund 0001, Court Services Department 0022 as follows:

	<u>ADOPTED BUDGET</u>	<u>CHANGE</u>	<u>AMENDED BUDGET</u>
Multidisciplinary DV Grant 0001-0022-00XX-XXXX.XXXX	\$ 0.00	\$ 42,844.00	\$ 42,844.00
Transfers from Other Funds 0001-0022-0024-0450.0011	\$174,649.00	\$ (42,844.00)	\$ 131,805.00

2. That the County Auditor is directed to amend the appropriated budget of the General Fund 0001, Court Services Department 0022 as follows:

Full-Time Employee Salaries 0001-0022-0024-0503.0001	\$1,634,897.00	\$ (35,129.00)	\$1,599,768.00
Employee Medical/Life Insurance 0001-0022-0024-0599.0002	\$ 120,400.00	\$ (2,800.00)	\$ 117,600.00

(2)

Full-Time Employee Salaries 0001-0022-00XX-0503.0001	\$	0.00	\$ 35,129.00	\$	35,129.00
County's IMRF Contribution 0001-0022-00XX-0599.0001	\$	0.00	\$ 2,227.00	\$	2,227.00
Employee Medical/Life Insurance 0001-0022-00XX-0599.0002	\$	0.00	\$ 2,800.00	\$	2,800.00
Social Security Contribution (F.I.C.A.) 0001-0022-00XX-0599.0003	\$	0.00	\$ 2,688.00	\$	2,688.00

3. That the County Auditor is directed to amend the appropriated budget of the Social Security Fund 0130 and IMRF Fund 0131 as follows:

Social Security Contribution (F.I.C.A.) 0130-0069-0070-0599.0003	\$1,932,734.00	\$ (2,688.00)	\$ 1,930,046.00
County's IMRF Contribution 0131-0069-0071-0599.0001	\$1,621,905.00	\$ (2,227.00)	\$ 1,619,678.00

4. That the County Auditor is directed to amend the appropriated budget of the Adult Probation Fee Services Fund 0146, Court Services Department 0022 as follows:

Contract Services 0146-0022-0025-0706.0001	\$ 44,075.00	\$ 37,844.00	\$ 81,919.00
Schooling and Conferences 0146-0022-0025-0718.0001	\$ 2,000.00	\$ 5,000.00	\$ 7,000.00
Interfund Transfer 0146-0022-0025-0999.0001	\$174,649.00	\$ (42,844.00)	\$ 131,805.00

5. That the County Clerk shall provide a certified copy of this ordinance to the County Administrator, County Auditor, County Treasurer, and the Court Services Director.

ADOPTED by the County Board of McLean County this 15th day of June, 2004.

ATTEST:

APPROVED:

Peggy Ann Milton, Clerk of the County Board,
McLean County, Illinois

Michael F. Sweeney, Chairman
McLean County Board

e:john/ctserv_multidv.jun04

April 2004

COURT SERVICES ADULT/JUVENILE DIVISION STATISTICS

ADULT DIVISION

7 Officer Supervision Unit plus 3 Officer PSI Unit

Total Caseload – 1103 (1104 last month)

Average caseload per officer 158 (60 AOIC recommendation)

Presentence Reports Completed – 37 (37 last month)

* Total Workload Hours Needed – 2090.50 (2049.00 last month)

** Total Hours Available - 1650.00

* According to AOIC standards it would take this amount of hours per month to complete all requirements of case supervision and report writing.

** The number of work hours available to the division (11 officers working 150 hours each per month).

AOIC workload standards indicate **an additional 2.94 adult officers are needed.** (2.66 last month)

JUVENILE DIVISION

4 Officer Division

Total Caseload – 128 (122 last month)

Average caseload per officer 32 (35 AOIC recommendation)

Social History Reports Completed – 7 (26 last month)

* Total Workload Hours Needed – 472.50 (538.00 last month)

** Total Hours Available 600.00

* According to AOIC standards it would take this amount of hours per month to complete all requirements of case supervision and report writing.

** The number of work hours available to the division (4 officers working 150 hours each per month).

AOIC workload standards indicate **an additional -.85 juvenile officers are needed.** (-.48 last month)

EARLY INTERVENTION PROBATION (EIP)

3 Person unit with a maximum caseload of 45

Total caseload 30

April 2004

SPECIAL PROGRAMS

INTENSIVE PROBATION UNIT ADULT

3 person unit with a maximum caseload of 40

Total Caseload – 42 (39 last month)

INTENSIVE PROBATION UNIT JUVENILE

1 ½ person unit with a maximum caseload of 15

Total Caseload – 5 (13 last month)

DRIVING UNDER THE INFLUENCE UNIT

1 person unit with a maximum caseload of 40

Total Caseload - 64 (62 last month)

JUVENILE INTAKE

2 person unit

Total Informal Conferences - 13 (32 last month)

Total Caseload Informal Probation – 69 (70 last month)

Total Intake Screen Reports – 69 (67 last month)

COMMUNITY SERVICE PROGRAM

1 person unit

Total Caseload Adult - 522 (511 last month)

Total Caseload Juvenile - 37 (37 last month)

Total Hours Completed Adult – 3094.00 (\$16,243.50 Symbolic Restitution)

Total Hours Completed Juvenile – 295.00 (\$1,548.75 Symbolic Restitution)

Total Worksites Used – 36 (36 last month)

DOMESTIC VIOLENCE PROGRAM

3 person unit (2 Officers and 1 Clerk)

Total Probation Caseload – 98 (100 last month)

Total Court Supervision/Conditional Discharge Caseload – 414 (402 last month)

2004
JUVENILE DETENTION CENTER
MCLEAN COUNTY

Ages of Minors Detained	Jan	Feb	Mar	Apr	May	Jun	Jul	Aug	Sep	Oct	Nov	Dec
10	1	0	0	0	0							
11	1	0	2	0								
12	0	1	0	0								
13	5	2	3	1								
14	1	1	2	0								
15	8	6	4	1								
16	9	9	12	9								
Sex of Minors Detained												
Male	14	12	16	8								
Female	11	7	7	3								
Race of Minors Detained												
Caucasian	15	12	14	5								
African-American	10	6	9	5								
Hispanic	0	1	0	1								
Offenses of Which Minor was Detained												
Dispositional Detention	2	4	5	1								
Warrant	10	4	6	4								
Aggravated Assault	0	1	0	0								
Aggravated Battery	0	0	0	1								
Aggravated Robbery	0	0	0	1								
Battery	0	0	1	0								
Burglary	2	0	0	0								
Court Ordered	1	0	0	0								
Domestic Battery	1	0	3	2								
Court Ordered	1	0	0	0								
DOC Evaluation	1	0	0	0								
DOC Warrant	0	2	1	0								
Intimidation	1	0	0	0								
Motor Vehicle Theft	1	1	1	0								
Possession of Cannabis Under 2.5	0	0	1	0								
Reckless Discharge of a Firearm	1	0	0	0								

2004
**JUVENILE DETENTION CENTER
 MCLEAN COUNTY**

	Jan	Feb	Mar	Apr	May	Jun	Jul	Aug	Sep	Oct	Nov	Dec
Request for Apprehension	4	7	4	2								
Unlawful Use of Weapons	1	0	1	0								
Residence of Minors Detained												
Bloomington	16	9	10	7								
Normal	5	7	11	2								
Carlock	0	0	0	1								
Chicago	0	1	0	0								
Heyworth	1	1	2	1								
Hillsboro	1	0	0	0								
Peoria	1	0	0	0								
Springfield	0	1	0	0								
Warrenville	1	0	0	0								
Average Daily Population	8.2	13.4	15.5	9.7								
Average Daily Population: YTD	8.2	10.8	12.4	11.7								
Number of Days in Detention	254	389	480	292								
Revenue:	50	150	50	50								

2004
**JUVENILE DETENTION CENTER
 OUT OF COUNTY**


Ages of Minors Detained	Jan	Feb	Mar	Apr	May	Jun	Jul	Aug	Sep	Oct	Nov	Dec
10	0	0	0	0	0							
11	0	0	0	0	0							
12	0	0	0	0	1							
13	0	0	0	0	1							
14	1	1	1	1	3							
15	4	1	1	3	0							
16	7	4	4	4	6							
Sex of Minors Detained												
Male	9	3	7	9								
Female	3	3	1	2								
Race of Minors Detained												
Caucasian	9	6	7	10								
African-American	3	0	1	1								
Hispanic												
Offenses of Which Minor was Detained												
Dispositional Detention	8	1	1	5								
Warrant	1	2	1	2								
Aggravated Battery	0	0	0	1								
Criminal Sexual Abuse	0	0	0	1								
DOC Evaluation	1	2	2	2								
DOC Warrant	1	0	0	0								
Probation Violation	0	1	2	0								
Residential Burglary	0	0	1	0								
Theft Under	1	0	0	0								
Unlawful Possession of Weapon	0	0	1	0								
Residence of Minors Detained												
Adams	1	0	0	0								
Champaign	0	0	0	1								
DeWitt	2	0	3	0								

**2004
JUVENILE DETENTION CENTER
OUT OF COUNTY**

	Jan	Feb	Mar	Apr	May	Jun	Jul	Aug	Sep	Oct	Nov	Dec
DOC	1	0	0	0	0							
Henry	0	0	0	1	0							
Lee	0	0	0	1	0							
Livingston	3	2	1	1	1							
Logan	1	4	0	0	2							
Mason	1	0	1	1	1							
Peoria	0	0	0	1	0							
Putnam	0	0	0	0	1							
Rock Island	1	0	0	0	3							
Tazewell	2	0	0	0	1							
Woodford	0	0	0	0	1							
Average Daily Population	2.9	3.8	1.7	2.3								
Average Daily Population:YTD	2.9	3.4	2.8	2.7								
Number of Days in Detention	89	110	52	69								
Revenue:	8250	11440	4730	6210								

McLean County Children's Advocacy Center Monthly Statistics

May 2004

	2003 1ST INTERVIEW MONTH/YTD STATS	1ST. INTERVIEW 2004 MONTH/YTD	JUV. SUSPECT INTERVIEW 2004	SIB/WITNESS INTERVIEW 2004	2ND INTERVIEW 2004	OUT OF COUNTY INTERVIEW	TOTAL MONTHLY INTERVIEWS	YTD TOTALS
JANUARY	8/8	13/13	0	11	0	0	24	24
FEBRUARY	8/16	12/25	1	3	1	6	23	47
MARCH	15/31	12/37	2	9	0	1	24	71
APRIL	6/37	15/52	2	4	0	1	22	93
MAY	9/46	15/67	0	4	0	2	21	114
JUNE	12/58							
JULY	12/70							
AUGUST	7/77							
SEPTEMBER	17/94							
OCTOBER	11/105							
NOVEMBER	5/110							
DECEMBER	10/120							
YEAR TO DATE TOTALS	120	67	5	31	1	10	114	114

**CASA Report
April 2004**

The CASA Statistics for April 2004 are as follows:

4 Volunteers Assigned
9 Children served, ages 1-13.

The Cumulative CASA Statistics are as follows:


13 Cases Assigned Year to Date
94 Active Volunteers
180 Children being served
15 Children currently waiting assignment
1 CASA's resigned this month
19 Court Reports filed
24 Court Hearings Attended

Program Updates:

April is **Child Abuse Awareness Month**, and our office had many activities planned for this month. On April 1, 2004 we attached Blue Ribbons to the trees in the Law and Justice Center courtyard. We held our "Light of Hope" ceremony (remembering victims and survivors of abuse) at our office on April 20, 2004. We held a Light of Hope in Livingston County on April 21, 2004.

The CASA program recognized Ms. Ruth Trower as the **United Way Volunteer of the Year**, for all of her work for abused and neglected children in McLean County. Each year the United Way hosts this event to recognize volunteers from numerous social service agencies in the county. The recognition "Volunteer Tea" was on April 20 as well.

Does the board discuss what is inclusion? A minor drop in the number of cases, which is poverty, this would



JUVENILE JUSTICE BULLETIN

Explanations for the Decline in Child Sexual Abuse Cases



David Finkelhor and Lisa M. Jones

The Office of Juvenile Justice and Delinquency Prevention (OJJDP) is committed to improving the justice system's response to crimes against children. OJJDP recognizes that children are at increased risk for crime victimization. Not only are children the victims of many of the same crimes that victimize adults, they are subject to other crimes, like child abuse and neglect, that are specific to childhood. The impact of these crimes on young victims can be devastating, and the violent or sexual victimization of children can often lead to an intergenerational cycle of violence and abuse. The purpose of OJJDP's Crimes Against Children Series is to improve and expand the nation's efforts to better serve child victims by presenting the latest information about child victimization, including analyses of crime victimization statistics, studies of child victims and their special needs, and descriptions of programs and approaches that address these needs.

The number of sexual abuse cases substantiated by child protective service (CPS) agencies dropped a remarkable 40 percent between 1992 and 2000, from an estimated 150,000 cases to 89,500 cases, but professional opinion is divided about why (Jones and Finkelhor, 2001; Jones, Finkelhor, and Kopiec, 2001). It is possible that the incidence of sexual abuse has declined as a result of two decades of prevention, treatment, and aggressive criminal justice activity. It is also possible that there has been no real decline, and that the apparent decline is explained by a drop in the number of cases being identified and reported or by changes in practices of child protection agencies.

Identifying the source or sources of the decline in the number of substantiated sexual abuse cases is important. The possibility that a real decline occurred is heartening and could point the way to more effective strategies for preventing all kinds of child maltreatment. On the other hand, if the decline is due solely to decreased reporting or changes in CPS procedures, it could mean that more children are failing to get the help and services they need.

This Bulletin explores the strengths and weaknesses of six possible explanations for the decline by using data from a number of different sources (see page 3): aggregate data from the National Child

A Message From OJJDP

The decline in sexual abuse cases, as reported by child protective service agencies, could be an encouraging development if future analysis and research establish its significance. The uncertainty about the meaning of this trend, however, underscores how much remains to be accomplished in terms of drawing lessons from past experience to determine future policy. Clearly, a trend of this magnitude merits further inquiry and analysis.

For example, it would be useful to know whether policies of more aggressive prosecution, incarceration, and treatment have played a role. If so, what will be the impact when many of the large group of sexual abuse offenders placed in custody in recent years are released from their sentences? From another perspective, have efforts to educate children and to identify and treat juvenile sex offenders had the effect of reducing the number of victims and perpetrators?

This Bulletin reviews six plausible explanations for the decline in sexual abuse cases in light of available data. While acknowledging the likelihood that multiple factors are involved, the authors find evidence of a significant decline in child sexual abuse.

Federal, state, and local agencies should collaborate on a research agenda that will cast light on the meaning of this trend.

Access OJJDP publications online at www.ojp.usdoj.gov/ojjdp

Abuse and Neglect Data System (NCANDS); detailed child protective service data from Illinois, Minnesota, Oregon, and Pennsylvania; and self-report data from the National Crime Victimization Survey (NCVS) and from schoolchildren in Minnesota. It provides substantially more evidence about the decline than was available in a previous Bulletin on the same topic, *The Decline in Child Sexual Abuse Cases* (Jones and Finkelhor, 2001).

Key Findings

- ◆ Detailed data provided by four state CPS agencies offered little evidence that the decline was due either to more conservative judgment by CPS about the types of sexual abuse cases they would investigate or substantiate or to increasing reluctance by CPS to become involved in cases in which the perpetrator is not a primary caregiver.
- ◆ There also was no strong evidence that the decline was largely due to a diminishing reservoir of older, ongoing cases available for new disclosures.
- ◆ There was some evidence that the sexual abuse decline in one state could be partly explained by changes in CPS procedures and data collection methods. According to national data, however, this explanation does not successfully account for the declines seen in the majority of states.
- ◆ There was mixed evidence that reporting of sexual abuse to CPS declined because of a "backlash," that is, a greater public and professional skepticism about reports of sexual abuse.
- ◆ Evidence from a number of different sources, including NCVS data showing a 56-percent decline in self-reported sexual assault against juveniles, is consistent with a real decline in sexual abuse.
- ◆ Finally, additional studies and improved data are needed to make crucially important decisions for public policy based on the factors that are most responsible for the decline.

Evidence for the Decline

Yearly estimates of substantiated sexual abuse from 1992 to 2000 were calculated from CPS administrative data collected by NCANDS. The number of states that submitted data to this system each year varied from 43 to 49, making published totals difficult to compare across years. To arrive

at more comparable numbers, sexual abuse totals were extrapolated to account for the population of all 50 states and the District of Columbia as estimated annually by the U.S. Census. These extrapolated totals show that the number of substantiated sexual abuse cases reached a peak of approximately 149,800 in 1992, followed by declines of 2 to 11 percent each year through 2000, the last year for which data are available (see figure 1). In 2000, estimated cases of sexual abuse reached a low of approximately 89,355, for a total decline of 40 percent in identified sexual abuse cases over the 8-year period. The trend is not universal, but it has occurred in the majority of states. Of 49 states, 39 experienced a total decline of 30 percent or more in substantiated cases of sexual abuse from their peak year to 2000, and 19 of these states saw declines of more than 50 percent in their sexual abuse caseloads.

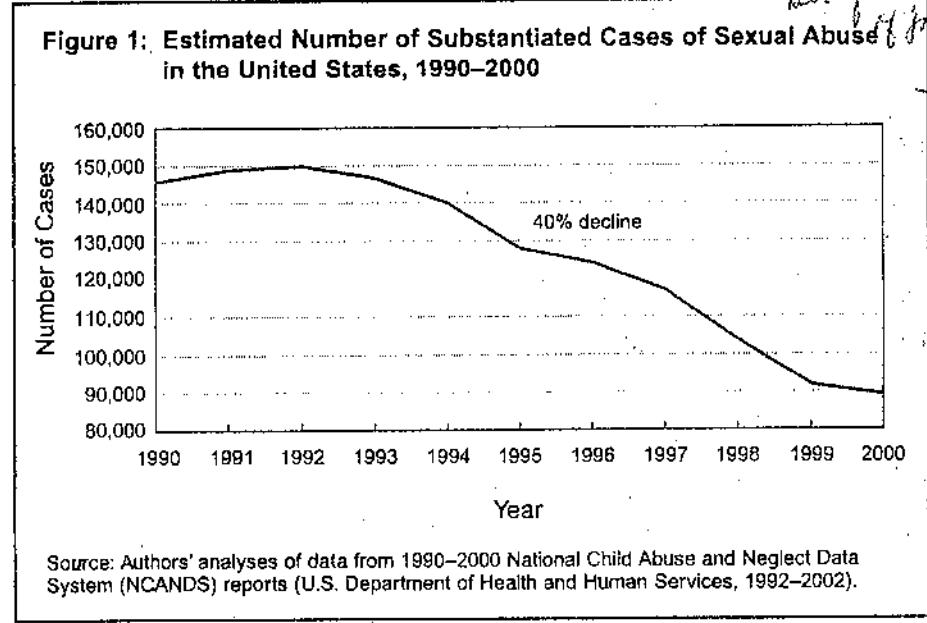
The decline in sexual abuse does not appear to be just an extension of a general declining trend in overall child maltreatment or of some other demographic factor. According to estimates based on the NCANDS data, the decline in sexual abuse appears to account for a large part of the 15-percent decline in child maltreatment. Neglect cases have fluctuated during the 1990s with no overall decline while physical abuse has declined 30 percent since a peak in 1995. The decline in physical abuse is significant, but it is smaller and more recent than the decline in sexual abuse. In fact, the largest proportion of the

decline in physical abuse (15 percent) occurred between 1998 and 1999, whereas the more gradual 40-percent decline for sexual abuse occurred over an 8-year period.

Explanations for the Decline

As part of their earlier research on this topic, the authors conducted a survey of state child protection administrators to gather hypotheses and evidence about the decline in sexual abuse (Jones, Finkelhor, and Kopiec, 2001). Although the administrators expressed many ideas about the decline, six explanations were offered frequently and backed by some anecdotal support:

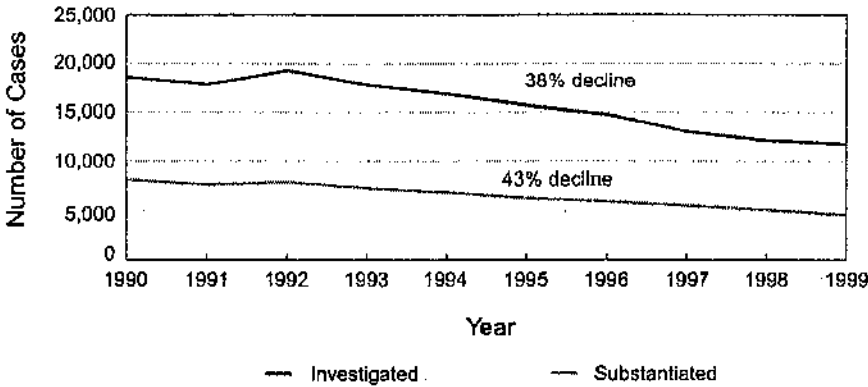
- ◆ **Increasing conservatism within CPS.** In this view, sexual abuse cases were declining in state caseloads because CPS was adopting more conservative standards regarding "questionable" cases (e.g., allegations arising in divorces and custody disputes) or cases with weak initial evidence.
- ◆ **Exclusion of cases that do not involve caretakers.** In this view, CPS was increasingly excluding from its jurisdiction sexual abuse cases in which the perpetrator was not a primary caregiver.
- ◆ **Changes in CPS data collection methods or definitions.** In this view, the decline was due to changes in the way CPS tabulated or counted its cases, such as changing from a three-tiered



Source: Authors' analyses of data from 1990-2000 National Child Abuse and Neglect Data System (NCANDS) reports (U.S. Department of Health and Human Services, 1992-2002).

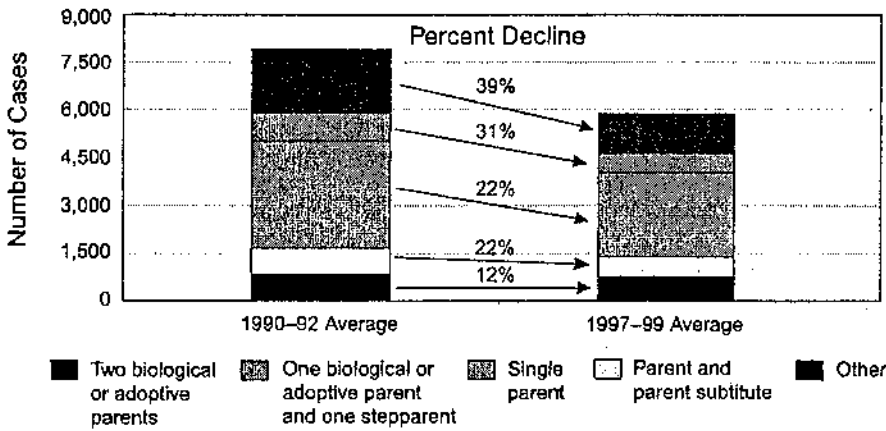
Where are we? - Data given on - social factors - institutional - We should be paying more like what we have done - pay # coming

Figure 2: Illinois Trends in Sexual Abuse Investigation and Substantiation, 1990-99



Source: Authors' analyses of unpublished data provided by the Illinois Department of Child and Family Services.

Figure 3: Pennsylvania Trends in Sexual Abuse Cases, by Living Situation of Victim at Time of Report



Source: Authors' analyses of unpublished data provided by the Pennsylvania Office of Children, Youth, and Families.

of sexual contact. If increasing conservatism about questionable cases were an important factor in the decline of sexual abuse, it would be reasonable to predict a differentially greater decline in these types of cases. At the same time, a less pronounced decline might be seen in cases involving more credible evidence, such as medical evidence or a perpetrator confession, and more serious kinds of contact, such as penetration.

Trend data for cases involving questionable allegations are presented in figures

3-6. Unfortunately, case reports in the available states do not indicate whether they were preceded by a custody dispute. In Pennsylvania, however, case reports do indicate the family structure of the child's household. Cases in which a custody dispute precedes a sexual abuse allegation are less common in families where two biological parents are present at the time of the allegation. (Sometimes a custody dispute follows the allegation of sexual abuse in an intact family, but in these cases, CPS would be less likely to assume

that the sexual abuse allegation was an attempt to manipulate an already existing custody conflict.) Sexual abuse allegations arising in previously existing custody disputes would be expected more often when children reside in single-parent or step-parent households than when they reside in households with two biological parents. A greater decline could be expected in such cases if CPS became increasingly skeptical about them. Trends in Pennsylvania do not follow that pattern. In fact, figure 3 shows that the largest declines in Pennsylvania have occurred in allegations coming from families with two biological or adoptive parents, instead of families with single parents or stepparents.

Trend data are somewhat more supportive of the hypothesis that increasing conservatism among CPS staff is affecting the decline in substantiated cases of sexual abuse for cases involving younger children. In Illinois, Minnesota, and Pennsylvania, the decline was most pronounced for cases involving children younger than 6. For example, figure 4 shows a 57-percent decline in Illinois cases with child victims ages 0-2, compared with an average 26-percent decline across other age groups. However, the decline has not been limited to cases with victims ages 0-2; it has occurred across all age groups, with a higher rate of decline for cases involving very young victims. Because the very young make up a small portion of all victims of sexual abuse, even fairly big declines for this age group are not enough to account fully for the overall decline in sexual abuse cases.

Where there is other information from states on the quality or seriousness of the allegation or evidence, it generally does not support the hypothesis that there were especially dramatic declines in questionable cases. Case records in Pennsylvania record the presence of medical evidence or perpetrators' confessions. As shown in figure 5, the decline in Pennsylvania cases with such strong evidence has been as great, if not greater, than the decline in weaker cases. Illinois records the presence of sexually transmitted diseases (STDs) and allegations of penetration. Here again, the declines are substantial in cases in both categories, and they are lowest in the category of exploitation alone, which might contain some of the least serious cases and those with the weakest evidence (see figure 6).

The finding that the decline in sexual abuse cases with stronger evidence was

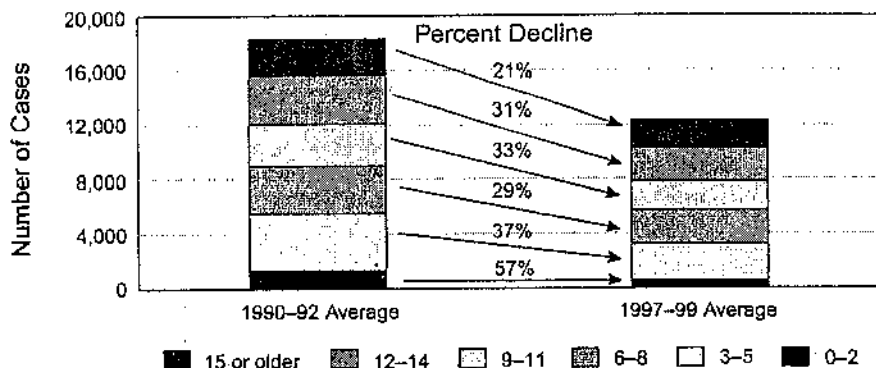
comparable to that of cases without such evidence is far from fatal to the "increasing conservatism" argument. For example, large declines in STDs may be due to the decline in STDs in the general population (Centers for Disease Control and Prevention, 2000). Standards of medical evidence may also have become more conservative (Carole Jenny, Brown University, personal communication, May 14, 1997), and perpetrators may be newly emboldened by defense attorneys not to confess. But the data do not give strong or consistent evidence that the exclusion of questionable cases—those that involve controversial allegations or weaker evidence—is a major factor in the decline in sexual abuse cases.

Exclusion of Cases That Do Not Involve Caretakers

According to child protection officials, in recent years, some states have dealt with burgeoning caseloads and declining resources by narrowing the scope of child welfare responsibilities (Jones, Finkelhor, and Koplec, 2001). Because the traditional and statutory responsibilities of child protection have concerned threats to children's well-being at the hands of caretakers, some state agencies have increasingly excluded cases that involve allegations of abuse by noncaretakers, including non-relatives, distant relatives, and juvenile offenders. Compared with other kinds of maltreatment, sexual abuse cases have typically involved more allegations of offenses by noncaretakers. If a rise of such exclusionary policies were responsible for the decline in substantiated cases of sexual abuse, greater declines could be expected in cases involving perpetrators who are not caretakers.

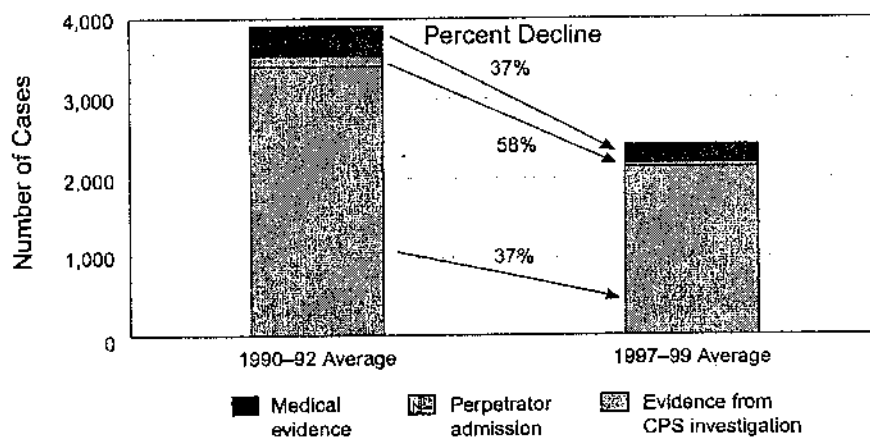
The available data from the states examined for this Bulletin show some evidence of a differential decline for cases that involve noncaretakers and juvenile perpetrators, but this evidence was not strong. There may have been some differential decline in cases involving young perpetrators. Trend data for Pennsylvania showed a larger decline in cases with perpetrators ages 12–17 than in cases with older perpetrators (see figure 7). However, the number of teen perpetrators was already small, and the larger percentage of decline did not account for much of the overall decline. There was no evidence for the exclusion of cases with noncaretaker perpetrators in the three states where these data were available. For example, in Illinois, the decline was most dramatic for cases involving parental perpetrators, the

Figure 4: Illinois Trends in Sexual Abuse Cases, by Age of Victim at Time of Report



Source: Authors' analyses of unpublished data provided by the Illinois Department of Child and Family Services.

Figure 5: Pennsylvania Trends in Indicated Cases of Sexual Abuse, by Type of Evidence



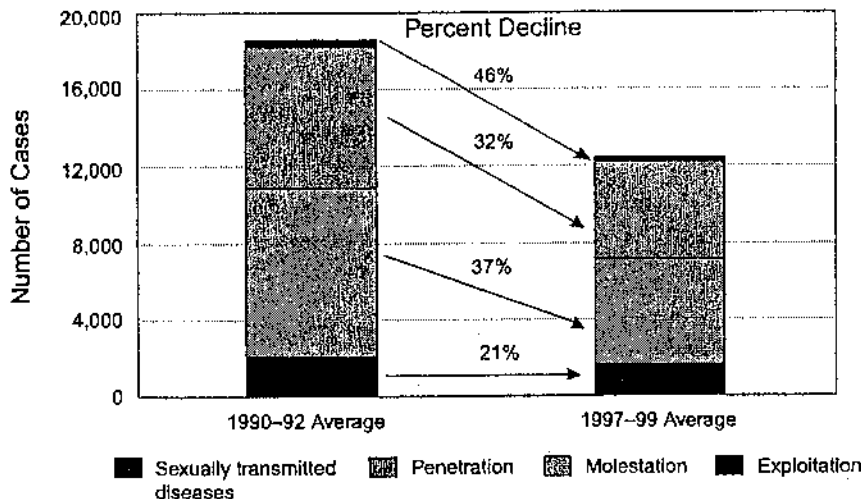
Source: Authors' analyses of unpublished data provided by the Pennsylvania Office of Children, Youth, and Families.

exact opposite of what the explanation would have predicted (see figure 8).

The same data are relevant to another, related explanation for the decline in sexual abuse cases: namely, that the decline is due to an increase in CPS labeling of sexual abuse cases as neglect or "failure to protect" on the part of the nonperpetrating caretaker. That practice may have developed as CPS agencies more carefully defined their role as ensuring the protection of the child in the home. However, here again, a larger decline would be

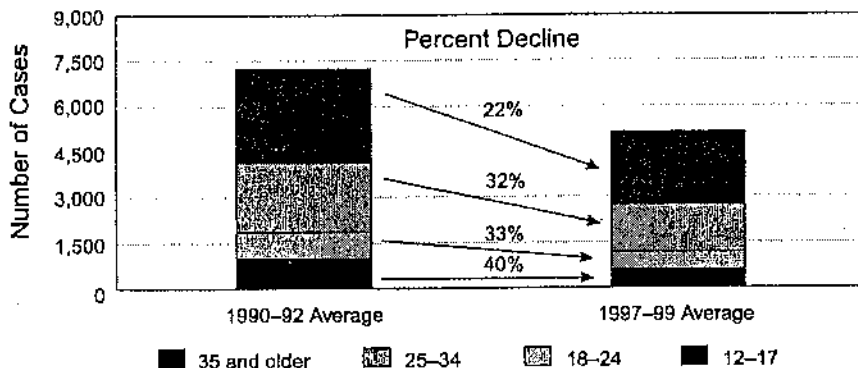
expected in cases involving nonfamily or more distant perpetrators because a classification of neglect would apply primarily in such cases. CPS workers are not likely to label a case of sexual abuse by a father or stepfather simply as neglect on the part of the mother. The more dramatic decline in parental perpetrators seems to weigh against both the "failure to protect" and the noncaretaker exclusion explanation in the states that were examined.

Figure 6: Illinois Trends in Sexual Abuse Cases, by Type of Evidence/Allegation



Source: Authors' analyses of unpublished data provided by the Illinois Department of Child and Family Services.

Figure 7: Pennsylvania Trends in Sexual Abuse Cases, by Age of Perpetrator



Source: Authors' analyses of unpublished data provided by the Pennsylvania Office of Children, Youth, and Families.

Changes in CPS Data Collection Methods or Definitions

During the 1990s, a number of state child protection agencies changed the way they define and categorize child maltreatment and how they collect and enter information about the cases that they investigate. In a survey conducted by the authors, many child protection officials felt that

these changes were artificially creating what appeared to be a declining trend (Jones, Finkelhor, and Kopiec, 2001). For example, some officials reported that their state had moved from a three-tiered classification system (substantiated/indicated/unsubstantiated) to a two-tiered system (substantiated/unsubstantiated). Others described changes such as the establishment of central registries and the implementation of more detailed data collection

systems as possible causes for the decline. These changes might, in principle, be disruptive to data collection, resulting in artificial declines.

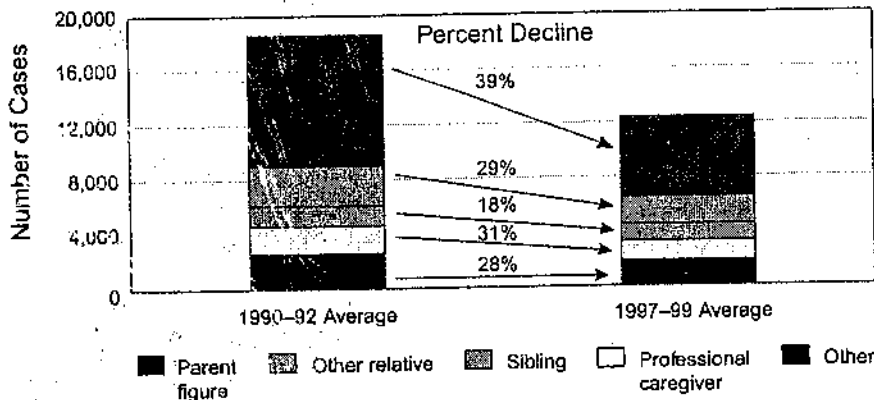
If such changes were behind the decline, state trends could be expected to show a significant decline occurring over a short period of time paralleling the implementation of these changes. An examination of state trends using NCANDS data (see the sidebar on page 3) identified 15 states in which a very large decline (more than 33 percent) in sexual abuse cases occurred in 1 year. When state officials from these "discontinuous decline" states were asked about these trends, more than half were able to explain a change in procedure that could account for the trend. An example of this effect was evident in the CPS data from Oregon, which experienced a 60-percent decline in substantiated cases (see figure 9), but much of the decline occurred between 1993 and 1994. Discussions with Oregon state officials indicated that prior to 1994, a determination about whether abuse occurred was made with every report, making reports indistinguishable in the database from face-to-face investigations. This policy was changed in 1994, and the result was a drop in the number of cases that were labeled as investigated and substantiated.

Such changes in data collection procedures or definitions are unlikely, however, to account for the large and gradual declines in child sexual abuse cases that occurred in the majority of states. Furthermore, if changes in definition and data collection procedures were occurring, state trends would be expected to show both increases and decreases in the data. Changes in definition or data collection do not acceptably explain the size and consistency of the national decline.

Less Reporting to CPS Due to a Sexual Abuse Backlash

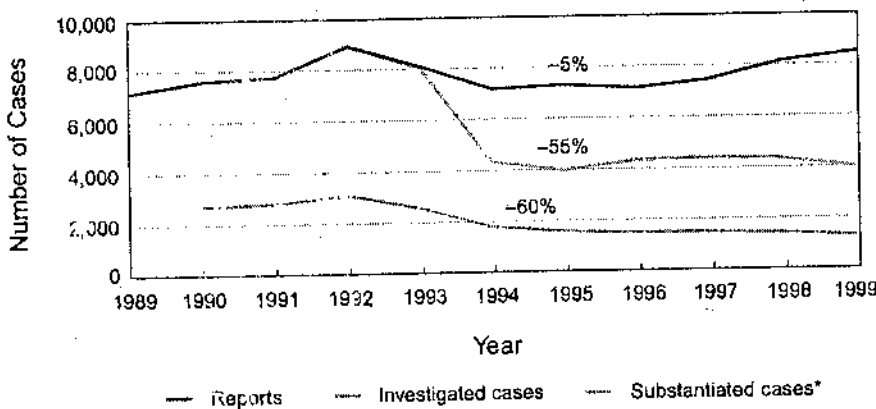
Another frequently voiced explanation of the decline in child sexual abuse is that professionals who would report abuse have been intimidated by a "sexual abuse backlash" resulting from negative publicity in the media about false allegations, overzealous reporting, and lawsuits seeking damages against those who make reports. Starting in the mid-1980s, highly publicized cases in Jordan, MN, Wenatchee, WA, and Manhattan Beach, CA, raised questions about whether authorities were unfairly targeting innocent citizens. New organizations, advocates, and legal experts came

Figure 8: Illinois Trends in Sexual Abuse Cases, by Perpetrator's Relationship to Victim



Source: Authors' analyses of unpublished data provided by the Illinois Department of Child and Family Services.

Figure 9: Oregon Trends in Sexual Abuse Reporting and Substantiation, 1989-99



Source: Authors' analyses of unpublished data provided by the Oregon Department of Human Services.

* Data for trends in substantiated cases were drawn from the National Child Abuse and Neglect Data System (NCANDS) annual reports (U.S. Department of Health and Human Services, 1992-2002).

together to criticize the criminal justice and child welfare systems' handling of sexual abuse cases (Hechler, 1988). Sources have documented a more negative and critical tone in media coverage of sexual abuse and CPS, which may have dissuaded both laypersons and professionals mandated to report abuse from reporting (Myers, 1994).

A backlash or some other intimidation factor might be expected to affect reports of child sexual abuse in two ways: more reports might be made anonymously, allowing reporters to seek protection for a child while insulating themselves from criticism or legal action, and the decline in reports might be greatest among those most susceptible to retaliation, legal action, or economic boycott. Physicians in private

practice are an example of the latter group. Reporting child abuse has always posed a burden and a risk for physicians because it potentially alienates patients. As independent practitioners, they may also feel particularly vulnerable to damage claims.

The state data that were examined for this Bulletin did not, in any instance, include evidence of a rise in anonymous reporting. In Illinois, however, anonymous reports declined less than the average rate, which could reflect some shift in preference toward anonymous reporting, but within the overall context of a decline in reports from virtually all sources (see figure 10). This pattern is not shared by Pennsylvania, where anonymous reports declined more, not less, than the average rate.

The pattern of reporting by physicians in private practice is also mixed. In Illinois, reports emanating from such physicians declined much more dramatically than average (see figure 11). Their reports did not, however, decline much more than reports from hospital-based physicians, who presumably are more insulated from both economic and legal retaliation by families about whom reports are made. In contrast to Illinois, the decline in Pennsylvania reports from physicians in private practice was dramatically less than the average and less than the decline in reports from hospital-based physicians, the opposite of what the backlash explanation might predict.

Thus, in Illinois, the evidence is somewhat consistent with the backlash or intimidation explanation, although there was a slower decline and not a true rise in anonymous reports. In Pennsylvania, neither anonymous reports nor reports from physicians in private practice show evidence of a backlash. Unfortunately, however, because the backlash explanation concerns attitudes and practices among reporters, it is harder to evaluate with CPS data alone, and the data reported here permit only a weak evaluation of the backlash explanation.

A Diminishing Reservoir of Older Cases

Another possible explanation for the decline could involve what might be described as the depletion of the reservoir of older, but previously undisclosed, cases with no true decline in the number of new cases. The increasing awareness of sexual abuse in the 1980s may have created an

artificial surge in the number of cases by flushing into view a large number of older or ongoing cases that had previously escaped detection. Only after the reservoir of old cases was depleted would new disclosures of sexual abuse truly reflect new cases. That is, the influx and subsequent depletion of old cases would cause sexual abuse rates to decline without any true decline in actual incidence levels.

If reservoir depletion is responsible for a considerable amount of the decline in child sexual abuse, then the number of cases involving older children should also show a decline. The victims in older, ongoing, and previously undisclosed cases would almost certainly be older at the time of disclosure because they would have been abused for a longer period. Figure 4, which shows trends by age of victim, demonstrates no differential decline for older victims (see page 5). Thus, there is no evidence for the reservoir depletion hypothesis.

A Real Decline in the Incidence of Sexual Abuse

If the decline in child sexual abuse cannot be fully explained by the hypotheses considered above, then is the decline real?

There are several predictions that would be consistent with a true reduction in the number of children and youth being sexually abused:

- ◆ Decline in the number of self-reports of sexual abuse by victims.
- ◆ Decline in related social problems.
- ◆ Greater decline in the most readily preventable cases.
- ◆ Increase in the incarceration of offenders.

Decline in the number of self-reports of sexual abuse by victims. Unfortunately, sexual abuse is not a crime category tracked by the nation's most reliable measure of self-reported crime victimization, the National Crime Victimization Survey. However, NCVS does ask about rape and sexual assault for victims ages 12 and older, and these crimes include acts counted within the broader definition of child sexual abuse. The NCVS data show that sex offenses against juveniles (ages 12–17) declined 56 percent between 1993 and 2000, with virtually all the decline occurring in offenses committed by known (family and acquaintance) perpetrators (down 72 percent, see figure 12). Cases involving known perpetrators are the type most likely to be categorized as sexual abuse. The timing and magnitude of this decline in self-reports are parallel to the trend in CPS data on sexual abuse.

Another source of self-report information on sexual abuse comes from the Minnesota Student Survey (see the sidebar on page 3).

The survey includes two questions about experiences with sexual abuse. For sexual abuse by both family and nonfamily perpetrators, these data show a slight rise between 1989 and 1992 and a 22-percent drop from 1992 to 2001 (see figure 13). This trend also parallels the trend in the CPS data.

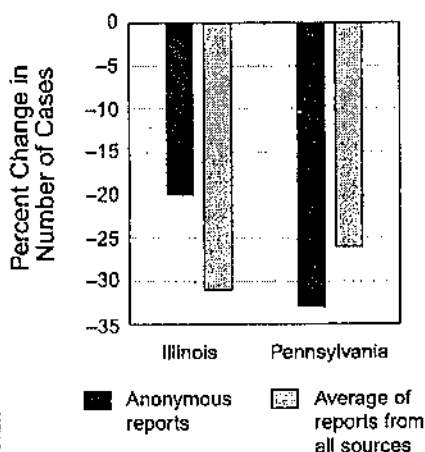
Decline in related social problems. If sexual abuse were truly declining, the decrease might be paralleled by drops in indicators of other related social problems: These problems could be considered precursors or outcomes of sexual abuse, or they could be affected by similar causal factors. The period in which the decline in sexual abuse occurred also saw declines in a number of other child welfare problems, including:

- ◆ Crime and violent crime.
- ◆ Births to teenage mothers.
- ◆ Children running away.
- ◆ Children living in poverty.
- ◆ Teen suicide.

In general, the evidence for these other declines is more reliable than the evidence for the decline in sexual abuse.

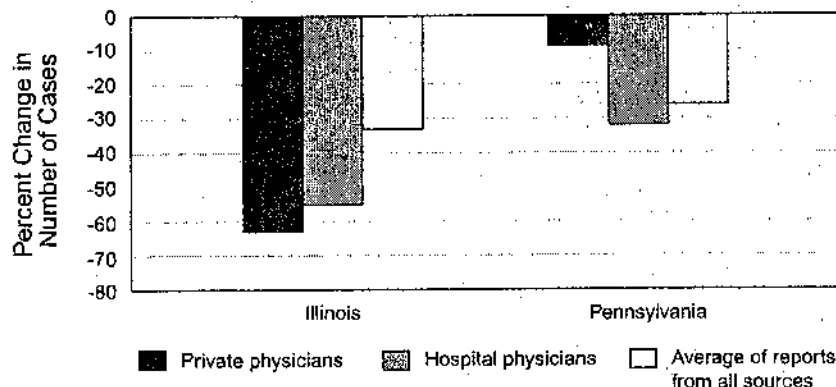
The decline in crime and violent crime during the 1990s has been widely publicized. The evidence for that decline is based both on self-reports from NCVS and on police reports. NCVS shows a 46-percent decrease in violent crime from 1994 to 2000 (Rennison, 2001), and a 21-percent decrease in intimate partner assault from 1993 to 1998 (Rennison and

Figure 10: Trends in Anonymous Reports of Sexual Abuse in Illinois and Pennsylvania, 1991–98



Source: Authors' analyses of unpublished data provided by the Illinois Department of Child and Family Services and the Pennsylvania Office of Children, Youth, and Families. The comparison is between the 1990–92 average and the 1997–99 average.

Figure 11: Trends in Sexual Abuse Cases Reported by Private and Hospital Physicians for Illinois and Pennsylvania, 1991–98



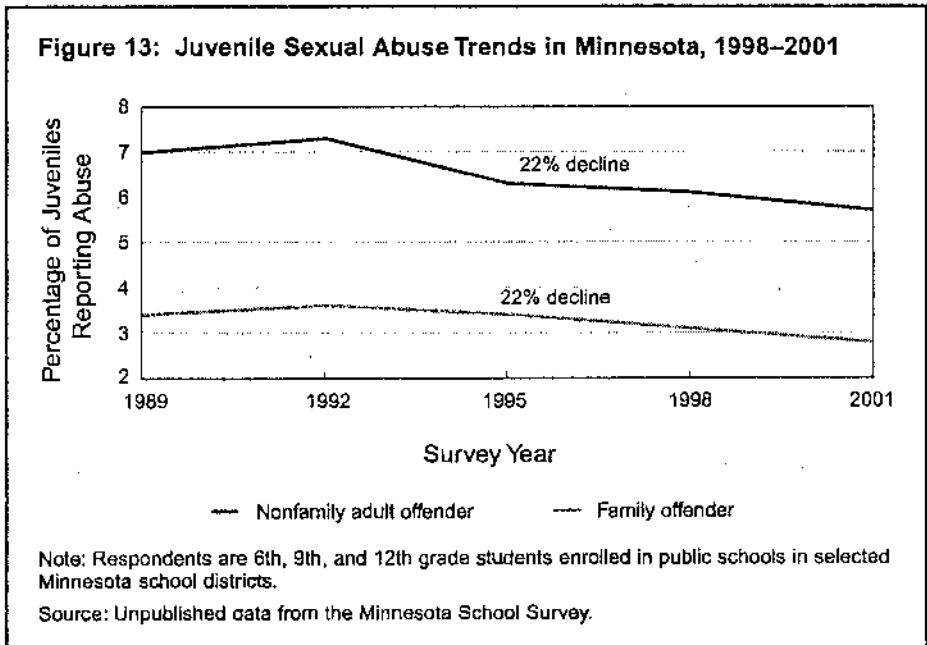
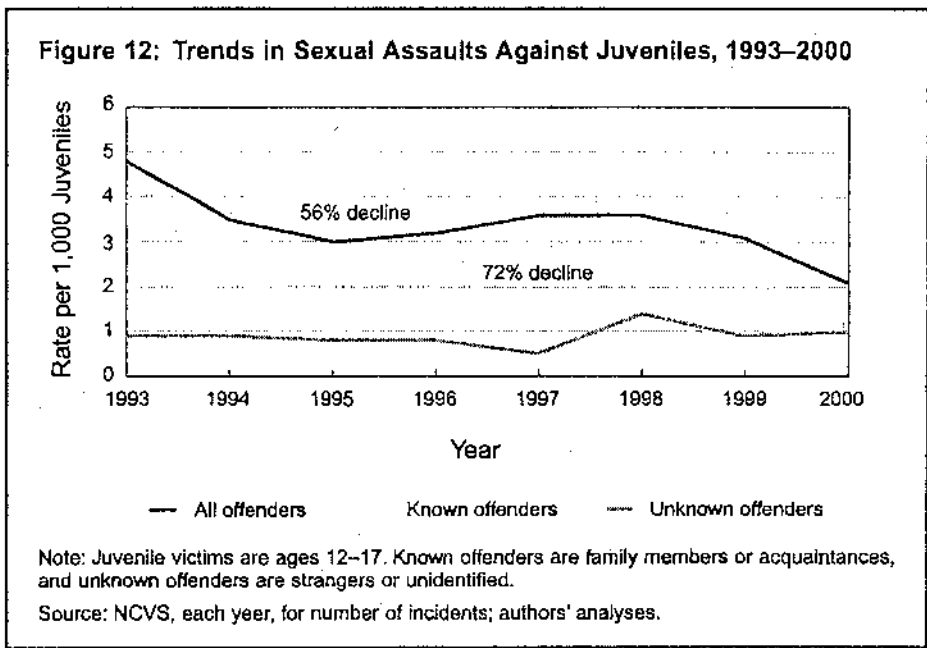
Source: Authors' analyses of unpublished data provided by the Illinois Department of Child and Family Services and the Pennsylvania Office of Children, Youth, and Families. The comparison is between the 1990–92 average and the 1997–99 average.

Welchans, 2000). The decline in intimate partner assault is particularly noteworthy because of its connections to sexual abuse. Child sexual abuse is thought to be more common in families where there is intimate partner violence (Rumm et al., 2000). Like child sexual abuse, intimate partner violence has in recent years been the subject of substantial publicity, increasingly aggressive efforts at case detection, upgraded law enforcement activity, and stiffened legal sanctions.

Another social problem that has declined markedly over the same period is the number of out-of-wedlock teenage pregnancies. The rate of live births to teenage mothers dropped 28 percent from a high of 39 live births per 1,000 females ages 15–17 in 1991 to 28 per 1,000 in 2000 (Moore et al., 2001). Teen pregnancy has often been an outcome of sexual abuse, both in the form of conceptions resulting from abuse (Boyer and Fine, 1992) and in conceptions resulting from the sexualized behaviors that victims sometime manifest in the wake of abuse (Butler and Burton, 1990). The number of teens who reported being currently sexually active or ever having sexual intercourse also fell during the 1990s (Terry and Manlove, 2000).

Yet another related indicator that experienced a decline is the frequency of children running away. Police reported 28 percent fewer incidents of taking children into custody for running away in 1999 than in 1995 (Federal Bureau of Investigation, 2001). A comparison of data from the Second National Incidence Studies of Missing, Abducted, Runaway, and Thrownaway Children (NISMA-2) with data from NISMA-1 also indicates a decline in the runaway problem between 1988 and 1999 (Hammer, Finkelhor, and Sedlak, 2002). Running away is frequently cited as a coping strategy used by children who are being sexually abused at home, and it is a behavior that also increases a youth's risk for sexual assault and exploitation (Famularo et al., 1990). The decline in running away is consistent with a decline in sexual abuse. Also consistent with a decline in sexual abuse is a drop in teen suicide. Vital statistics show a modest 18-percent reduction in suicide among 15- to 19-year-olds between 1990 and 1999 (Annie E. Casey Foundation, 2002).

In the same period, the percentage of children living in poverty dropped 27 percent, from 22 percent of children younger than 18 in 1992 to 16 percent of children younger than 18 in 1999 (Federal



Interagency Forum on Child and Family Statistics, 2000). This decline was accompanied by a decrease in unemployment and a reduction of families on welfare. Poverty, unemployment, and welfare have generally been viewed more as risk factors for forms of child maltreatment other than sexual abuse. It is possible, however, that increased employment, particularly among potential offenders, may have reduced both opportunities to molest and some of

the motivations (such as discouragement and anxiety) behind offending.

Divorce rates also declined over the same time period as the social indicators described above. Divorce rates fell from 4.8 per 1,000 individuals in 1992 to 4.1 per 1,000 in 2000, a decline of 15 percent (U.S. Department of Health and Human Services, 2001). Divorce is generally considered both a risk factor for and a result of sexual abuse.

Greater decline in the most readily preventable cases. Intensive public awareness about child sexual abuse, combined with aggressive efforts at case finding, prosecution, and incarceration, may have had some deterrent effect on potential offenders. They may be increasingly inhibited by fears of detection and prosecution. Deterrence generally has its greatest effect on those offenders with the most potential for self-control, the biggest stake in conformity, and the fewest other pressures to deviate. Based on this logic, a true decline in sexual abuse would be expected to occur differentially among biological fathers in intact families. They tend to be the least compulsive offenders with a lesser tendency to recidivate, the most responsiveness to treatment, and a considerable stake in conformity (Hanson, 2001).

State data confirm a particularly large decline in sexual abuse by biological fathers in intact families. Figures 3 and 8 (see pages 4 and 7, respectively) show a decrease in sexual abuse by parental figures and in families with two biological or adoptive parents present. This trend could be interpreted as consistent with an argument that deterrence has played a role in a true decline.

Increase in the incarceration of offenders. Among explanations for the general decline in crime during the 1990s, the large increase in the incarceration of offenders has received the most extensive empirical support (Blumstein, 2000; Conklin, 2003). Although detailed data are insufficient to conduct a careful analysis of the possible impact of incarceration on sexual abuse, the overall pattern is certainly consistent with the idea that increased incarceration played a part in a true decline. Surveys of state correctional facilities suggest that between 1991 and 1997, the number of persons incarcerated in state correctional facilities for sex crimes against children increased 39 percent, from 43,500 to 60,700 (Finkelhor and Ormrod, 2001), after more than doubling from 19,900 in 1986. This does not include the many sexual abuse offenders who receive sanctions that do not involve incarceration for a year or more. Compared with people who commit other forms of child maltreatment, people who commit sexual abuse are much more likely to lose access to their victims (as a result of court order or divorce) or to lose their liberty altogether. The incapacitation of offenders alone should be expected to have some effect on the number of new cases.

Conclusion

No solid and convincing explanation exists for why sexual abuse cases declined in the 1990s, although it is important to try to find out why a decline occurred. The answer, if it can be determined, is not likely to be a simple one. In all likelihood, multiple factors were involved in the trend. Based on the strength of current evidence, one of those factors was probably a true decline in the occurrence of sexual abuse. Changes in the practices of professionals who report suspected abuse and of the child protective system probably also have played a part, but how large a part is difficult to ascertain.

The evidence for some true decline in incidents of sexual abuse comes from several directions. One is the decline in self-report measures of sexual assault and sexual abuse. The NCVS and the Minnesota Student Survey are both crucial indicators that are independent of the filtering or policies of social agencies. Although validity problems are always present with the self-reporting of sensitive information, there are no strong reasons to think that candor about sexual abuse has declined.

Another strong piece of evidence for a true decline is the improvement in many other indicators of crime, sexual behavior, and family problems over the same period of time. The decline in these areas suggests general movement toward improvement in the well-being of children. An actual decline in the number of sexual abuse cases seems more plausible in the context of such a trend than it would if the other factors had not improved.

More attention has been focused on child sexual abuse during the past two decades than on any other form of child maltreatment. It should not be surprising that its decline would come before and be greater than that of other forms of maltreatment. Prevention and intervention efforts have included school-based prevention education, treatment programs for juvenile and adult offenders, and greatly enhanced resources for criminal justice investigation and prosecution. It is reasonable to think that, given the scale of these efforts, they have had some success in preventing or intervening in sexual abuse.

The relatively inconsistent evidence for other explanations of the decline in the number of sexual abuse cases also supports the possibility of a true decline in sexual abuse. As discussed earlier in this Bulletin, the other explanations do not

lack evidence. Indeed, some states clearly have made statistical and administrative changes that have contributed to the decline. There is evidence both that allegations involving very young children have declined more, perhaps because such cases have less credibility, and that cases involving young perpetrators may have declined because they are seen as outside the purview of the child protection system. Evidence from at least one state is consistent with the possibility that some of the decline in substantiated cases of sexual abuse may be due to a backlash against those who report it.

Taken together, however, the evidence for these other explanations seems to exist only in some places or to explain only a small portion of the decline in substantiated cases. The decline has been so widespread geographically and has occurred across so many categories of children, offenders, types of abuse, and types of evidence that a true decline can be considered as at least one part of the overall picture.

Many observers of the decline in the number of substantiated sexual abuse cases, including state officials, have seemed resistant to the possibility that the numbers represent a true decline, preferring almost any other explanation as an alternative. This attitude may stem from a concern that if people believe sexual abuse is waning, their vigilance and concern about the problem and willingness to support funding will disappear. Increasing numbers of cases were part of what mobilized people and resources during the 1980s, so declining numbers of cases might have the opposite effect.

Although social problems go through a well-recognized issue/attention cycle and some changes have occurred in the media attitude toward sexual abuse, there are reasons to doubt that a true decline in incidence of the current magnitude could, if recognized, result in a massive desertion of interest or funding. For one, the public and professional interest in the issue of sexual abuse has roots that go far beyond the matter of whether it involves 50,000 or 150,000 cases per year, and relate to the now well-established role that it plays in discussions of family problems, gender relations, sexuality, and mental health. The high-profile public and professional role this problem has achieved in recent years will not easily change. Second, the other social problems discussed above that also have experienced recent declines do not appear to

have suffered any social policy desertion as a result. Homicide, crime, and teen pregnancy are all still issues of ongoing serious policy attention, despite their declines, because they remain serious problems even at reduced levels. The declines may, in fact, have spurred policy interest because problems that fester for a long time without improvement in spite of considerable policy attention become frustrating. Policymakers and the public can become discouraged and decide that such problems are beyond immediate solution. Signs of success from social initiatives can provide the public and policymakers with energy and justification for expanded efforts to reinforce what appears to be working. Of course, the factors influencing public interest and policymaking are complex, but there is no strong reason to believe that evidence of a true decline in sexual abuse by itself will have negative effects on the policy environment around the problem.

Because social policy benefits from understanding the factors that result in success, the hypothesis that sexual abuse has declined should be accepted, and identifying the reasons why it has declined should be a priority. It is extremely important that lessons be drawn from a change of this magnitude in a social problem that has been considered so widespread and corrosive to the well-being of children, families, and communities. Several initiatives might be considered to deepen our understanding.

First, more intensive studies need to be undertaken in individual localities where a full inventory of explanations could be considered, with both quantitative and qualitative evidence available. In individual localities, it may be easier to observe how policy and programmatic changes, including prosecution initiatives, treatment resources, and educational programs, may have been sequenced with the onset or acceleration of a decline in sexual abuse. In addition, localities with different trend patterns (steady declines, increases, no change, and fluctuating patterns) should be compared with one another, and it might be useful if such localities were in the same state and were comparable in other ways. Some local studies might center around the case records of investigative agencies that have maintained stable policies, catchment areas, and detailed recordkeeping practices over a long period, from which it might be ascertained more accurately how case characteristics have changed over time.

It would also greatly help the analysis of the current decline and future trends if data systems relating to relevant factors would be expanded, enhanced, and improved (Finkelhor and Wells, 2003). Currently, data on sex crimes against children are artificially divided between the child protective system and the law enforcement system in a way that prohibits a comprehensive assessment of trends in the whole problem. Data from state child protection systems are not gathered in ways that are comparable across jurisdictions; therefore, comparisons of the effects of different policy environments are difficult. In the justice area, systematic information is not readily available on the demographics of persons prosecuted, convicted, incarcerated, or treated for sex crimes against children.

In addition, an understanding of the reasons for the decline has been greatly hampered by the failure of communities to evaluate their varied prevention and intervention efforts. More effort should be made prospectively to observe trends and outcomes as communities implement various prosecution, treatment, community, and school-based educational efforts. In this way, a better inventory of the more and less successful strategies could be tracked in conjunction with the relative decline in different locales.

Researchers may not be able to fully answer the question of why this most recent decline has occurred; however, it is important to be better prepared to understand the sources of any continuing or future declines. To what extent do prevention education, increased public awareness, greater prosecution, and incarceration play roles? Answering such questions can help policymakers formulate policies that will extend and accelerate the decline in sexual abuse and, perhaps, in other forms of child maltreatment.

References

Annie E. Casey Foundation. 2002. *Kids Count 2002*. Retrieved March 11, 2003, from www.aecf.org/kidscount/kc2002/pdfs/summary.pdf.

Blumstein, A. 2000. Disaggregating the violence trends. In *The Crime Drop in America*, edited by A. Blumstein and J. Wallman. Cambridge, England: Cambridge University Press, pp. 13-44.

Boyer, D., and Fine, D. 1992. Sexual abuse in adolescent pregnancy and maltreatment. *Family Planning Perspectives* 24(1).

Butler, J.R., and Burton, L.M. 1990. Re-thinking teenage childbearing: Is sexual abuse a missing link? *Family Relations* 39:73-80.

Centers for Disease Control and Prevention. 2000. *Tracking the Hidden Epidemics: Trends in STDs in the United States*. Atlanta, GA: Centers for Disease Control and Prevention.

Conklin, J.E. 2003. *Why Crime Rates Fell*. Boston, MA: Allyn and Bacon.

Famularo, R., Kinscherff, R., Fenton, T., and Bolduc, S.M. 1990. Child maltreatment histories among runaway and delinquent children. *Clinical Pediatrics* 29(12):713-718.

Federal Bureau of Investigation. 2001. *Crime in the United States, 1999: Uniform Crime Reports*. Washington, DC: U.S. Department of Justice.

Federal Interagency Forum on Child and Family Statistics. 2000. *America's Children: Key National Indicators of Well-Being, 2000*. Washington, DC: U.S. Government Printing Office.

Finkelhor, D., and Ormrod, R.K. 2001. *Offenders Incarcerated for Crimes Against Juveniles*. Bulletin. Washington, DC: U.S. Department of Justice, Office of Justice Programs, Office of Juvenile Justice and Delinquency Prevention.

Finkelhor, D., and Wells, M. 2003. Improving national data systems about juvenile victimization. *Child Abuse & Neglect* 27(1):77-102.

Hammer, H., Finkelhor, D., and Sedlak, A.J. 2002. *Runaway/Thrownaway Children: National Estimates and Characteristics*. Bulletin. Washington, DC: U.S. Department of Justice, Office of Justice Programs, Office of Juvenile Justice and Delinquency Prevention.

Hanson, R.K. 2001. *Age and Sexual Recidivism: A Comparison of Rapists and Child Molesters*. Ottawa, Ontario, Canada: Solicitor General of Canada.

Harrison, P.A., Fulkerson, J.A., and Beebe, T.J. 1997. Multiple substance use among adolescent physical and sexual abuse victims. *Child Abuse & Neglect* 21(6):529-539.

Hechler, D. 1988. *The Battle and the Backlash: The Child Sexual Abuse War*. Lexington, MA: D.C. Heath.

**An EMERGENCY APPROPRIATION Ordinance
Amending the McLean County Fiscal Year 2004
Combined Annual Appropriation and Budget Ordinance
General Fund 0001, Sheriff's Department 0029**

WHEREAS, the McLean County Board, on November 18, 2003, adopted the Combined Annual Appropriation and Budget Ordinance, which sets forth the revenues and expenditures deemed necessary to meet and defray all legal liabilities and expenditures to be incurred by and against the County of McLean for the 2004 Fiscal Year beginning January 1, 2004 and ending December 31, 2004; and,

WHEREAS, the Combined Annual Appropriation and Budget Ordinance includes the fiscal year 2004 adopted budget for the Sheriff's Department; and,

WHEREAS, the Sheriff's Department has been awarded a grant in the amount of \$61,320.00 from the Illinois Criminal Justice Information Authority to fund the salary and benefits costs for a deputy sheriff to provide multidisciplinary domestic violence services; and,

WHEREAS, the funding period runs from July 1, 2004 through June 30, 2005; and,

WHEREAS, the Justice Committee, at its regular meeting on Monday, June 7, 2004, recommended approval of an Emergency Appropriation Ordinance to recognize the receipt and expenditure of that portion of the funds which coincides with the County's fiscal year 2004 adopted budget; now therefore,

BE IT ORDAINED by the McLean County Board as follows:

1. That the County Treasurer is directed to add to the appropriated budget of the General Fund 0001, Sheriff's Department 0029 the following revenue:

	<u>ADOPTED</u>	<u>ADD</u>	<u>AMENDED BUDGET</u>
Multidisciplinary DV Grant 0001-0029-00XX-XXXX.XXXX	\$ 0.00	\$ 32,340.00	\$ 32,340.00

2. That the County Auditor is directed to add to the appropriated budget of the General Fund 0001, Sheriff's Department 0029 the following appropriations:

Full-Time Employee Salaries 0001-0029-00XX-0503.0001	\$ 0.00	\$ 20,048.00	\$ 20,048.00
Overtime Pay 0001-0029-00XX-0526.0001	\$ 0.00	\$ 2,850.00	\$ 2,850.00
Holiday Pay 0001-0029-00XX-0526.0002	\$ 0.00	\$ 300.00	\$ 300.00
County's IMRF Contribution 0001-0029-00XX-0599.0001	\$ 0.00	\$ 2,608.00	\$ 2,608.00

(2)

Employee Medical/Life Insurance				
0001-0029-00XX-0599.0002	\$	0.00	\$ 1,400.00	\$ 1,400.00
Social Security Contribution (F.I.C.A.)				
0001-0029-00XX-0599.0003	\$	0.00	\$ 1,534.00	\$ 1,534.00
Clothing/Employees				
0001-0029-00XX-0601.0001	\$	0.00	\$ 240.00	\$ 240.00
Purchase of Police Equipment				
0001-0029-00XX-0841.0001	\$	0.00	\$ 3,360.00	\$ 3,360.00
Total:			\$ 32,340.00	

3. That the County Clerk shall provide a certified copy of this ordinance to the County Administrator, County Auditor, County Treasurer, and the Sheriff.

ADOPTED by the County Board of McLean County this 15th day of June, 2004.

ATTEST:

APPROVED:

Peggy Ann Milton, Clerk of the County Board,
McLean County, Illinois

Michael F. Sweeney, Chairman
McLean County Board

e:john/cobdsher_multidiv.jun04



McLEAN COUNTY SHERIFF'S DEPARTMENT
DAVID OWENS, SHERIFF
"Peace Through Integrity"
Administration Office
(309) 888-5034
104 W. Front Law & Justice Center Room 105
P.O. Box 2400 Bloomington, Illinois 61702-2400

Detective Commander (309) 888-5051
Patrol Commander (309) 888-5166
Patrol Duty Sergeant (309) 888-5019
Jail Division (309) 888-5065
Process Division (309) 888-5040
Records Division (309) 888-5055
Domestic Crimes Division (309) 888-5860
FAX (309) 888-5072

June 1, 2004

TO: Mr. Tari Renner, Chairman
Justice Committee
FROM: Sheriff David Owens
SUBJ: JUNE 7TH, 2004 JUSTICE COMMITTEE AGENDA

Dear Chairman Renner:

I would respectfully request that the following two items be placed on the June 7th, 2004 Justice Committee Agenda for information only.

Information

- 1) **McLean County Detention Facility Population Report:** (Please see attached).
- 2) **The CHILD Project:** Attached, please find a copy of a letter I sent to the Nation's Missing Children's Organization offering my support for their new program, "The CHILD Project". If they are successful in obtaining grant funding, the McLean County Sheriff's Department will receive one (1) complete iris recognition system, along with the necessary training to use it, at no cost to us.

I plan to attend this meeting, along with a member of my jail staff, to answer any questions you or members of the committee may have about the Detention Center. If you have any questions, prior to the June 7th meeting, please feel free to contact me.

Sincerely,

David Owens
Sheriff

DO:jc

MCDF-Second Quarter
Population Report
May
2004

Date	Total	IN	Female		Male		Spec Needs		Spec Needs		Str. Sent		Str. Sent		Work Rel		Work Rel		Week		Week		Other Fac		Other Fac	
			Pop	House	Female	Male	Female	Male	Female	Male	Female	Male	Female	Male	Female	Male	Female	Male	Female	Male	Female	Male	Female	Male	Female	Male
1	196	186		29	167	11	13	6	33	1	3	7	19	0	0											
2	200	191		28	172	11	14	6	30	1	3	7	18	0	0											
3	195	166		31	164	11	4	6	30	1	4	7	18	0	0											
4	191	163		29	162	8	6	7	28	2	4	7	17	0	0											
5	188	158		28	160	7	9	5	29	2	4	6	18	0	0											
6	195	166		30	165	7	6	5	30	2	4	6	18	0	0											
7	184	155		31	153	8	6	5	29	2	4	6	18	0	0											
8	201	195		31	170	9	13	6	36	2	4	6	20	0	0											
9	198	192		29	169	8	11	6	34	2	4	6	17	0	0											
10	193	167		30	163	9	7	6	30	2	4	6	16	0	0											
11	199	169		30	169	9	7	6	29	2	4	6	17	0	0											
12	198	172		29	169	10	8	6	30	2	3	6	17	0	0											
13	190	163		27	163	8	7	6	30	2	3	6	17	0	0											
14	179	152		27	152	8	6	5	27	2	3	6	17	0	0											
15	184	177		26	158	8	10	5	28	2	3	7	18	0	0											
16	185	178		28	157	9	10	5	29	2	4	7	17	0	0											
17	176	148		24	152	5	6	5	27	2	4	7	18	0	0											
18	181	156		25	156	6	10	6	25	2	3	7	18	0	0											
19	173	148		25	148	6	7	6	27	2	3	7	18	0	0											
20	173	148		27	146	6	6	5	26	2	3	7	17	0	0											
21	171	144		30	141	11	4	5	25	2	3	7	17	0	0											
22	174	169		28	146	8	7	6	26	2	3	7	17	0	0											
23	176	135		28	148	8	10	6	25	2	2	7	15	0	0											
24	173	123		29	144	7	6	6	25	1	2	7	14	0	0											
25	181	157		32	149	11	4	7	29	1	2	7	14	0	0											
26	184	159		32	152	10	6	6	26	1	2	7	14	0	0											
27	186	163		31	155	9	13	7	24	1	2	7	14	0	0											
28	172	149		31	141	9	6	8	28	1	2	7	14	0	0											
29	172	167		30	142	9	6	8	30	1	2	7	15	0	0											
30	177	173		32	145	10	8	9	29	1	2	7	13	0	0											
31	173	152		31	142	8	7	9	29	1	2	7	13	0	0											
Total	5718	5041	898	4820	264	243	190	883	51	95	207	513	0	0												
Average																										
May-04	184,452	162,613	28,97	155,48	8,52	7,84	6,13	28,48	1,65	3,06	6,68	16,55	0	0,00												

MCDF Average Population
Six Month Comparison
2004

Month	January 2004	February 2004	March 2004	April 2004	May 2004	June 2004	Average
Daily Total	238.06	217.13	206.55	196.10	184.45		208.46
In-House	198.71	190.21	183.87	173.93	162.61		181.87
Female	40.16	31.97	30.81	30.20	28.97		32.42
Male	197.90	185.17	175.74	165.87	155.48		176.03
Special Needs-Females	7.97	8.21	8.61	8.90	8.52		8.44
Special Needs-Males	13.23	11.24	8.68	8.80	7.84		9.96
Straight Sent-Females	7.20	5.38	7.81	5.52	6.13		6.41
Straight Sent-Males	51.32	45.83	35.35	28.41	28.48		37.88
Work Release-Female	2.36	0	.06	1.00	1.65		1.01
Work Release-Males	7.84	6.38	8.03	6.62	3.06		6.39
Weekenders Females	7.24	6.97	7.03	6.59	6.68		6.9
Weekenders Male	13.08	15.03	14.26	16.55	16.55		15.09
Other Facilities Female	00.00	00.00	00.00	00.00	00.00		0.0
Other Facilities Male	19.87	6.07	1.16	00.00	00.00		5.42



McLEAN COUNTY SHERIFF'S DEPARTMENT
DAVID OWENS, SHERIFF
"Peace Through Integrity"
Administration Office
(309) 888-5034
104 W. Front Law & Justice Center Room 105
P.O. Box 2400 Bloomington, Illinois 61702-2400

Detective Commander (309) 888-5051
Patrol Commander (309) 888-5166
Patrol Duty Sergeant (309) 888-5019
Jail Division (309) 888-5065
Process Division (309) 888-5040
Records Division (309) 888-5055
Domestic Crimes Division (309) 888-5860
FAX (309) 888-5072

May 18, 2004

Kym Pasqualini
President & CEO
Nation's Missing Children's Org.
2432 West Peoria Ave., Ste. 1286
Phoenix, Arizona 85029

Dear Ms. Pasqualini:

On behalf of missing persons and their families, I commend your efforts and congratulate you for the vision to create The CHILD Project. I believe the technology you've developed will help organizations and individuals concerned with the complex and troubling problems of missing persons to better protect, identify and safely reunite children and adults with their loved ones.

With those thoughts in mind, I am writing to inform you that, as Sheriff of McLean County, I have decided to participate in the Nation's Missing Children Organization (NMCO) and Missing Adult Organization's CHILD Project if grant funds can be secured to acquire the systems.

I authorize NMCO to include this letter in grant applications to obtain funding for the required systems. If NMCO is successful in obtaining the necessary grant funding, I understand that the McLean County Sheriff's Department will receive one (1) complete iris recognition system for use by my Department. We will receive training on the proper use of the system and we will work closely with NMCO to obtain the proper authentication (i.e. ORI) for selected personnel to have access to the secure and confidential database. I also understand that there will be no financial obligation to the McLean County Sheriff's Office.

I look forward to working closely with you and your staff to aggressively educate the public regarding this initiative. I believe that education is a critical part of protecting our children and appreciate the need to inform the public about this initiative. To that end, I also look forward to working closely with you to inform the public about this important program.

Sincerely,

David Owens
Sheriff - McLean County

**An EMERGENCY APPROPRIATION Ordinance
Amending the McLean County Fiscal Year 2004
Combined Annual Appropriation and Budget Ordinance
General Fund 0001, State's Attorneys Office 0020**

WHEREAS, the McLean County Board, on November 18, 2003, adopted the Combined Annual Appropriation and Budget Ordinance, which sets forth the revenues and expenditures deemed necessary to meet and defray all legal liabilities and expenditures to be incurred by and against the County of McLean for the 2004 Fiscal Year beginning January 1, 2004 and ending December 31, 2004; and,

WHEREAS, the Combined Annual Appropriation and Budget Ordinance includes the fiscal year 2004 adopted budget for the State's Attorneys Office; and,

WHEREAS, the State's Attorneys Office has been awarded a grant in the amount of \$87,392.00 from the Illinois Criminal Justice Information Authority to fund the salary and benefits costs for a project coordinator and an Assistant State's Attorney to provide multidisciplinary domestic violence services; and,

WHEREAS, the funding period runs from July 1, 2004 through June 30, 2005; and,

WHEREAS, the Justice Committee, at its regular meeting on Monday, June 7, 2004, recommended approval of an Emergency Appropriation Ordinance to recognize the receipt and expenditure of that portion of the funds which coincides with the County's fiscal year 2004 adopted budget; now therefore,

BE IT ORDAINED by the McLean County Board as follows:

1. That the County Treasurer is directed to add to the appropriated budget of the General Fund 0001, State's Attorneys Office Department 0020 the following revenue:

	<u>ADOPTED</u>	<u>ADD</u>	<u>AMENDED BUDGET</u>
Multidisciplinary DV Grant			
0001-0020-00XX-XXXX.XXXX	\$ 0.00	\$ 41,177.00	\$ 41,177.00

2. That the County Auditor is directed to add to the appropriated budget of the General Fund 0001, State's Attorneys Office Department 0020 the following appropriations:

Full-Time Employee Salaries			
0001-0020-00XX-0503.0001	\$ 0.00	\$ 35,877.00	\$ 35,877.00

County's IMRF Contribution				
0001-0020-00XX-0599.0001	\$	0.00	\$ 2,275.00	\$ 2,275.00
Employee Medical/Life Insurance				
0001-0029-00XX-0599.0002	\$	0.00	\$ 2,800.00	\$ 2,800.00
Social Security Contribution (F.I.C.A.)				
0001-0029-00XX-0599.0003	\$	0.00	\$ 2,745.00	\$ 2,745.00

(2)

Total: \$ 41,177.00

3. That the County Clerk shall provide a certified copy of this ordinance to the County Administrator, County Auditor, County Treasurer, and the State's Attorney.

ADOPTED by the County Board of McLean County this 15th day of June, 2004.

ATTEST:

APPROVED:

Peggy Ann Milton, Clerk of the County Board,
McLean County, Illinois

Michael F. Sweeney, Chairman
McLean County Board

e:john/statty_multidv.jun04

**An EMERGENCY APPROPRIATION Ordinance
Amending the McLean County Fiscal Year 2004
Combined Annual Appropriation and Budget Ordinance
General Fund 0001, State's Attorney's Office 0020**

WHEREAS, the McLean County Board, on November 18, 2003, adopted the Combined Annual Appropriation and Budget Ordinance, which sets forth the revenues and expenditures deemed necessary to meet and defray all legal liabilities and expenditures to be incurred by and against the County of McLean for the 2004 Fiscal Year beginning January 1, 2004 and ending December 31, 2004; and,

WHEREAS, the Combined Annual Appropriation and Budget Ordinance includes the operating budget for the State's Attorney's Office, Department 0020; and,

WHEREAS, the State's Attorney's Office has been awarded grant funds from the Illinois Department of Children and Family Services and the McLean County Child Protection Network in the total amount of \$60,000.00 pay for the salary and health benefits for an Assistant State's Attorney III to work for the Children's Advocacy Center to provide legal services to victims of child abuse; and,

WHEREAS, the State's Attorney's Office has recommended that the grant funds from the Illinois Department of Children and Family Services and the McLean County Child Protection Network be appropriated in fiscal 2004 to pay for the salary and health benefits for an Assistant State's Attorney III to work for the Children's Advocacy Center to provide legal services to victims of child abuse; and,

WHEREAS, the Justice Committee, at its meeting on Monday, June 7, 2004, approved and recommended to the County Board an Emergency Appropriation Ordinance to recognize the receipt and expenditure of certain reimbursements to operate said program for the last six months of Fiscal Year 2004; now therefore,

BE IT ORDAINED by the McLean County Board as follows:

1. That the County Treasurer is directed to add to the appropriated budget of the General Fund 0001, State's Attorney's Office, Department 0020 the following revenue:

	<u>ADOPTED</u>	<u>CHANGE</u>	<u>AMENDED BUDGET</u>
DCFS Child Abuse Attorney 0001-0020-0019-0407.0145	\$ 22,500.00	\$22,500.00	\$45,000.00
Child Protection Network 0001-0020-0019-0410.0143	\$ 8,957.00	\$ 10,059.00	\$ 19,016.00
TOTAL:		\$32,559.00	

2. That the County Auditor is directed to add to the appropriated budget of the General Fund 0001, State's Attorney's Office, Department 0020, the following expenditures:

	<u>ADOPTED</u>	<u>ADD</u>	<u>AMENDED BUDGET</u>
Full-time Employee Salaries 0001-0020-0019-0503.0001	\$1,471,017.00	\$31,159.00	\$1,502,173.00
Employee Medical/Life Insurance 0001-0020-0019-0599.0002	\$ 95,200.00	\$ 1,400.00	\$ 96,600.00
TOTAL:		\$32,559.00	

(2)

3. That the County Clerk shall provide a certified copy of this ordinance to the County Administrator, County Auditor, County Treasurer, and the State's Attorney.

ADOPTED by the County Board of McLean County this 15th day of June, 2004.

ATTEST:

APPROVED:

Peggy Ann Milton, Clerk of the County Board,
McLean County, Illinois

Michael F. Sweeney, Chairman
McLean County Board

EA_STATTY_defgrant2004.jun
6/15/04

McLean County State's Attorney's Office 2004 Case Load Report

Jan. Feb. Mar. April May June July Aug. Sept. Oct. Nov. Dec. 2004 YTD 2003 YTD 2003 Total 2004 Projected

CRIMINAL

Felony	85	118	134	84	76								497	414	1,307	1,512
Misdemeanor	201	215	209	173	143								941	601	2,128	2,862
Asset Forfeiture	11	0	12	8	17								48	24	102	146
Family Totals	34	50	50	31	42								207	181	525	630
Family	23	29	34	18	29								133	124	362	405
Order of Protection	11	21	16	13	13								74	57	163	225
Juvenile Totals	28	39	39	35	40								181	68	223	551
Juvenile	0	2	0	0	9								11	5	8	33
Juvenile Abuse	15	28	13	11	22								89	27	105	271
Juvenile Delinquency	13	9	26	13	9								70	36	110	213
Traffic Totals	1,639	2,778	2,671	2,292	2,068								11,448	9,791	30,207	34,821
Traffic	1,579	2,696	2,576	2,217	1,988								11,056	9,553	29,372	33,629
DUI Traffic	60	82	95	75	80								392	238	835	1,192

CHILD SUPPORT

Paternity cases filed	7	4	2	2	8								23	30	117	70
Paternity cases established	3	6	2	10	5								26	21	59	79
Paternities excluded	1	2	0	3	1								7	0	4	21
Support Orders entered	50	41	62	111	130								394	173	482	1,198
Modification proceedings filed	0	39	19	74	34								166	80	219	505
Modification proceedings adjudicated	4	10	7	31	42								94	75	147	286
Enforcement actions filed	39	23	44	59	41								206	127	340	627
Enforcement actions adjudicated	55	41	73	147	108								424	129	551	1,290
Hearings set before Hearing Officer	39	97	69	146	138								489	261	819	1,487
Orders prepared by Hearing Officer	31	87	60	125	114								417	189	676	1,268

2004 Projected = (2004 YTD/Day of Year) x 365 Days

n/c= not calculable

ASSET FORFEITURE FUND

STATEMENT OF REVENUE, EXPENDITURES AND FUND BALANCE

May 31, 2004

STATE'S ATTORNEY:

Beginning Balance 01/01/2004	\$ -47,895.49
(Reflects \$80,000 transfer to General Fund 12/31/02)	
Revenue	<u>20,254.02</u>
Total Funds Available	\$ -27,641.47
Expenditures	<u>2,515.67</u>
Fund Balance 05/31/2004	\$ -30,157.14

SHERIFF:

Beginning Balance 01/01/2004	\$ 55,631.50
Revenue	<u>9,214.96</u>
Total Funds Available	\$ 64,846.46
Expenditures	<u>100.00</u>
Fund Balance 05/31/2004	\$ 64,746.46

TOTAL FUND BALANCE	May 31, 2004	\$ 34,589.32
---------------------------	---------------------	---------------------

**Office of the Coroner
McLean County
APRIL 2004 REPORT**

	APR 2004	APR 2003	TYTD 2004	LYTD 2003
<i>Cases</i>	65	61	291	267
<i>Autopsies</i>	7	10	34	30
<i>Out/County Autopsies</i>	32	17	140	70
<i>Inquests</i>	3	3	23	18

TOTAL DEPOSITS

	BUDGET	ACTUAL
<i>Copy Fees</i>	\$6,000.00	\$3721.00
<i>Morgue Fees</i>	\$26,250.00	\$22,839.00
<i>Reim/Services</i>	\$250.00	\$100.00
<i>Paid to Facilities Mgt.</i>	\$0	\$5312.00

DEATH INVESTIGATIONS THAT INCLUDE AUTOPSY AND FOLLOW-UP

Traffic Crash – 0

Medical/Sudden death – 2

Homicide – 0

Other (pending tox. & autopsy results and/or inquest ruling) – 5

OPEN DEATH INVESTIGATIONS

Traffic Crash – 0

Homicide – 0

Medical/Sudden death – 3

Other/Pending - 15

Board Memo

Date: 5/3/2004

To: The Honorable Dennis Powell, Chairman, ETSB and Honorable Members

Cc: File

From: W. H. Gamblin, E9-1-1 Administrator

RE: April Statistics and Resolution Report

Attached are the following reports:

9-1-1 Calls for April

9-1-1 Hang Ups for April

April CAD Total Calls

April Fire/EMS Calls by Type


April Law Enforcement by Type

April Error Resolution Report

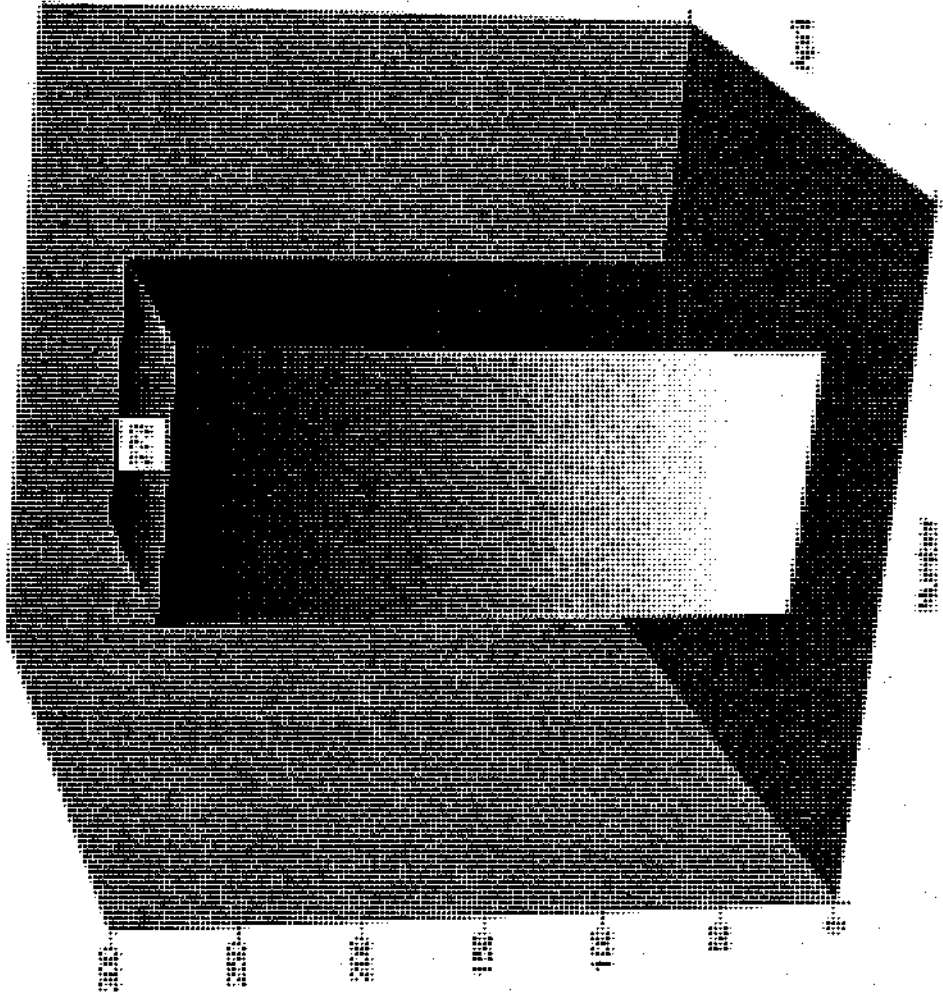
WHG

Attachments

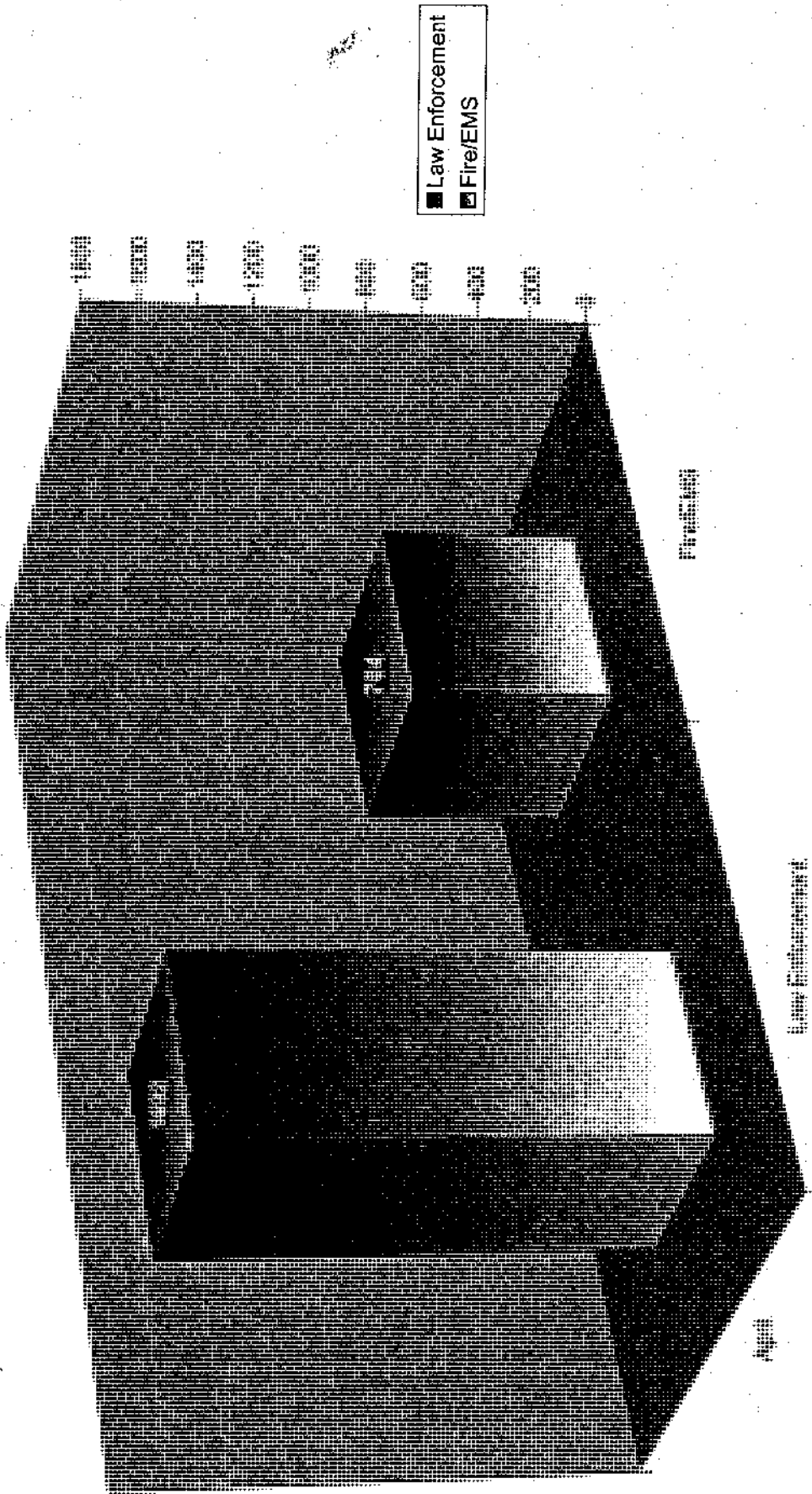
9-1-1 Calls For April, 2004



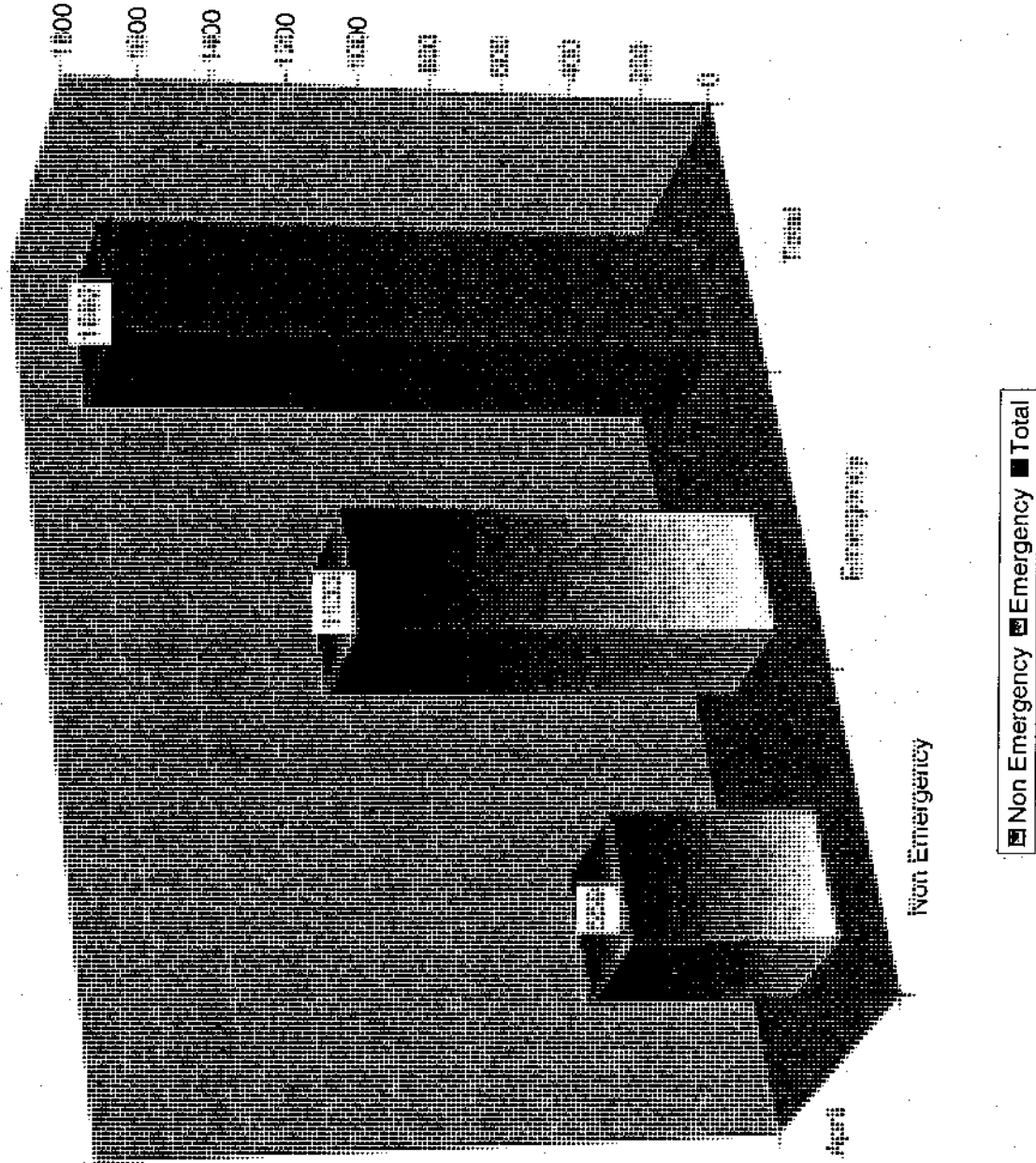
April, 2004 Hang Up 911 Calls



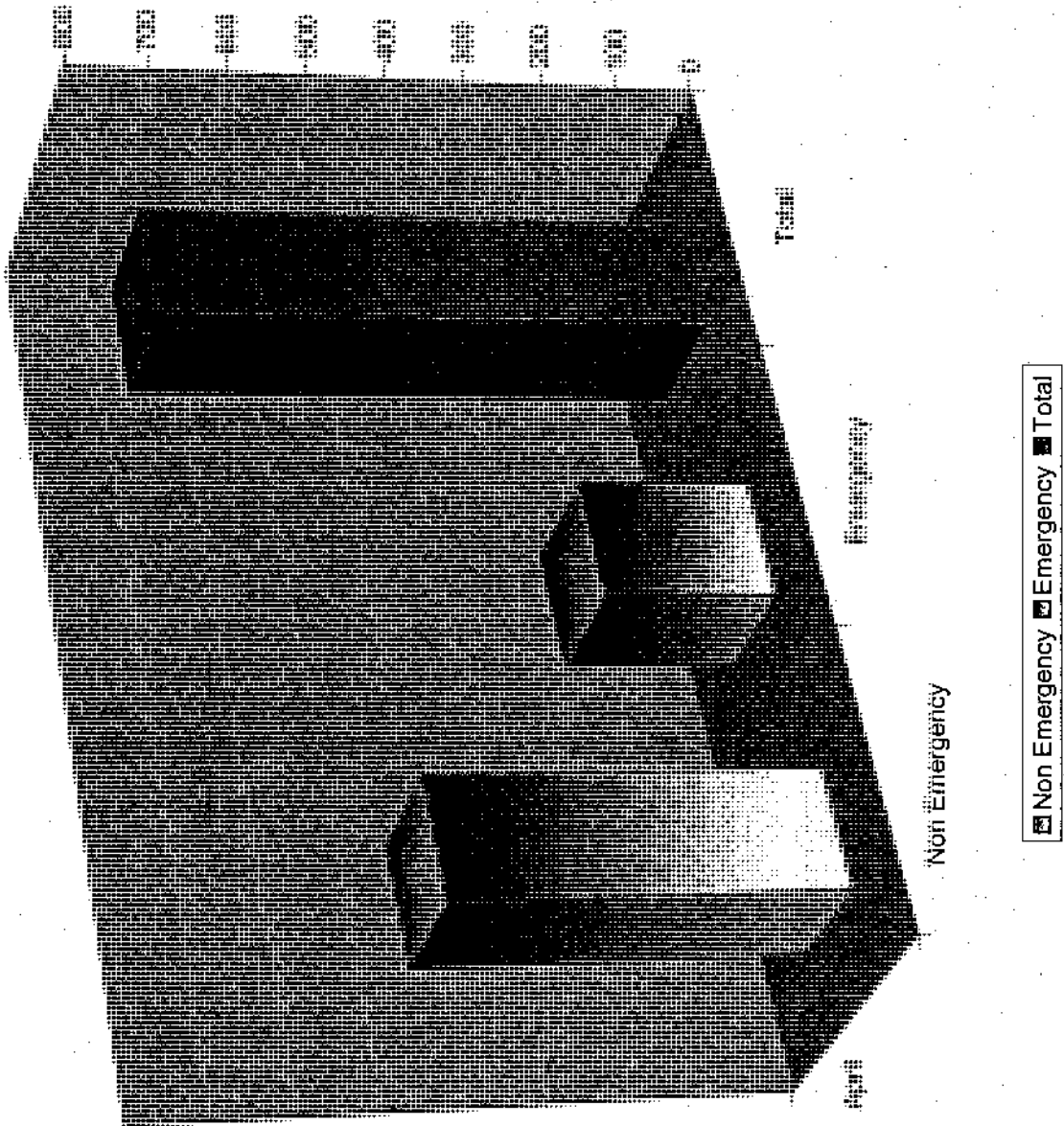
April Total CAD Responses



Law Enforcement By Type



Fire/EMS Calls By Type



ERROR REPORT (MONTHLY)
COMMUNITY

	RESIDENTIAL	BUSINESS	TOTAL ERRORS	DATA	#CORRECTED	ERROR TYPE
ANCHOR	0	0	0	1		
ARROWSMITH	1	0	1	1	1	1-COMM*
BELLFLOWER	0	0	0	2		
BLOOMINGTON	6	34	40	42	27	1-RSD*; 13-911*; 11-ND*; 2-COMM*
CARLOCK	0	0	0	3		
CHENOA	2	3	5	3	3	1-RSD*; 1-ND*; 1-911*
COLFAX	0	0	0			
COOKSVILLE	5	0	5			
CROPSY	0	0	0	2		
DANVERS	2	2	4	1	1	1-COMM*
DOWNS	2	1	3	3	1	1-MSAG*
EL PASO	1	3	4	1	4	4-WC*
ELLSWORTH	0	3	3	1	2	1-MSAG*; 1-N911*
GRIDLEY	1	0	1		1	1-MSAG*
HEYWORTH	2	0	2	1	2	2-N911*
HUDSON	2	1	3	1		
LERoy	9	3	12	4	3	2-MSAG*; 1-911*
LEXINGTON	4	2	6	5	2	2-N911*
MANSFIELD	0	1	1	1		
MCLEAN	1	2	3			
MINIER	0	0	0			
NORMAL	9	27	36	5	25	3-RSD*; 8-N911*; 13-SP*; 1-ND*
SAYBROOK	1	0	1	5		
SHIRLEY	0	2	2	1		
STANFORD	0	0	0			
TOWANDA	0	0	0	1		
OTHER	3	2	5		4	3-WC*; 1-COMM*
TOTAL ERRORS	51	86	137	84	76	

*NO STREET NAME = NSN
 *MSAG PROBLEM = MSAG
 *NEED 911 ADDRESS = N911
 *CITY JURISDICTION = CJ
 *CELL TOWER = CT
 *REMOVE STREET DIRECTIONAL = RSD
 *COMMUNITY ERROR=COMM
 *NUMBER DISCONNECTED=ND
 *WRONG COUNTY=WC
 *DATA LINE = DL
 *SPELLING ERROR = SP

ERRORS AS OF MARCH 31, 2004 75
 NEW ERRORS FOR APRIL 62
 ERRORS CORRECTED IN APRIL 76
 ERRORS AS OF APRIL 30, 2004 61
 DATA LINES 84
 ILLINOIS STATE UNIVERSITY 70

APRIL 2004

ERROR
NO ALI

NUMBER CORRECTED TESTED COMPLETE			
7	7	1	1

NO ANI

NUMBER CORRECTED TESTED COMPLETE			

INCORRECT ADDRESS

NUMBER CORRECTED TESTED COMPLETE			
19	19		

MSAG-STREET RANGE/COMMUNITY

NUMBER CORRECTED TESTED COMPLETE			
2			2

ASSIGNED ADDRESSES-UNINCORPORATED
NEW ROADS (NEW MSAG LISTING)

10
1

TOTAL ERRORS
TOTAL ERRORS CLEARED

28
3

REPORT A
ACTIVITY OF ALL CIVIL CASES
DURING THE MONTH OF APRIL 2004
IN THE CIRCUIT COURT OF THE 11TH JUDICIAL CIRCUIT
McLEAN COUNTY

CATEGORY	BEGIN PENDING	CODE	NEW FILED	REINSTATED	DISPOSED	END PENDING 2004	END PENDING 2003
Adoption	28	AD	5	0	10	23	25
Arbitration	271	AR	47	16	85	249	407
Chancery	173	CH	16	0	25	164	214
Dissolution of Marriage	574	D	58	0	43	589	525
Eminent Domain	3	ED	0	0	0	3	1
Family	194	F	25	0	41	178	196
Law => \$50,000 - Jury	270	L	6	0	30	246	265
Law = > \$50,000 - Non-Jury	152	L	4	0	31	125	122
Law = < \$50,000 - Jury	10	LM	0	1	1	10	16
Law = < \$50,000 - Non-Jury	126	LM	74	4	76	128	265
Municipal Corporation	1	MC	0	0	0	1	0
Mental Health	10	MH	3	0	5	8	7
Miscellaneous Remedy	151	MR	24	0	21	154	139
Order of Protection	15	OP	14	0	19	10	17
Probate	1,104	P	34	0	18	1,120	1,118
Small Claim	504	SC	144	39	271	416	738
Tax	10	TX	0	0	0	10	10
TOTAL CIVIL	3,596		454	60	676	3,434	4,065

REPORT B
ACTIVITY OF ALL CRIMINAL CASES
DURING THE MONTH OF APRIL 2004
IN THE CIRCUIT COURT OF THE 11TH JUDICIAL CIRCUIT
McLEAN COUNTY

	BEGIN PENDING	CODE	NEW FILED	NO. OF DEFTS. NEW	REINSTATED	DISPOSED	END PENDING 2004	END PENDING 2003
CONTEMPT OF COURT	9	C.C.	2	2	0	3	8	5
CRIMINAL FELONY	872	CF	84	84	2	140	818	830
CRIMINAL MISDEMEANOR	1,006	CM	173	173	0	183	996	998
TOTAL CRIMINAL	1,887		259	259	2	326	1,822	1,833

REPORT C
 ACTIVITY OF ALL JUVENILE CASES
 DURING THE MONTH OF APRIL 2004
 IN THE CIRCUIT COURT OF THE 11TH JUDICIAL CIRCUIT
 McLEAN COUNTY

CATEGORY	BEGIN PENDING	CODE	NEW FILED	NO. OF DEPTS. NEW	REINSTATED	DISPOSED	END PENDING 2004	END PENDING 2003
JUVENILE	33	J	0	0	0	6	27	45
JUVENILE ABUSE & NEGLECT	228	JA	11	11	1	11	229	192
JUVENILE DELINQUENT	115	JD	13	13	7	17	118	103
TOTAL JUVENILE	376		24	24	8	34	374	340

REPORT D
 ACTIVITY OF ALL DUI/TRAFFIC/CONSERVATION/ORDINANCE CASES
 DURING THE MONTH OF APRIL 2004
 IN THE CIRCUIT COURT OF THE 11TH JUDICIAL CIRCUIT
 McLEAN COUNTY

CATEGORY	BEGIN PENDING	CODE	NEW FILED	REINSTATED	DISPOSED	END PENDING 2004	END PENDING 2003
CONSERVATION VIOLATION	12	CV	6	0	2	16	12
DRIVING UNDER THE INFLUENCE	423	DT	75	0	66	432	388
ORDINANCE VIOLATION	925	OV	183	0	203	905	641
TRAFFIC VIOLATION	15,358	TR	3,054	40	3,195	15,257	21,084
TOTALS:	16,718		3,318	40	3,466	16,610	22,125

REPORT F
DISPOSITION OF DEFENDANTS CHARGED WITH FELONIES⁽¹⁾
DURING THE MONTH OF APRIL, 2004
IN THE CIRCUIT COURT OF THE 11TH JUDICIAL CIRCUIT
MCLEAN COUNTY

NOLLE	NOT CONVICTED						CONVICTED			TOTAL DEFENDANTS DISPOSED OF
	S.O.L.	REDUCED TO MISDEMEANOR	DISMISSED	OTHER(2)	ACQUITTED BY		GUILTY PLEA	BENCH TRIAL	JURY TRIAL	
					BENCH TRIAL	JURY TRIAL				
25	0	10	0	0	0	0	98	1	6	140

(1) NOT NECESSARILY DIFFERENT DEFENDANTS

(2) INCLUDES COURT ACTION: NO BILL, TRANSFERRED/NO JURISDICTION, DEATH SUGGESTED/CAUSE ABATED, UNFIT TO STAND TRIAL, SEXUALLY DANGEROUS, TRANSFERS TO WARRANT CALENDAR, AND EXTRADITION PROCEEDING FILED AS A FELONY.

*1 Case was NOT GUILTY for reason of insanity
 1 Case was let on pending that was term in August

REPORT F
DISPOSITION OF DEFENDANTS CHARGED WITH FELONIES⁽¹⁾
THROUGH THE MONTH OF APRIL, 2004
IN THE CIRCUIT COURT OF THE 11TH JUDICIAL CIRCUIT
McLEAN COUNTY

	NOT CONVICTED							CONVICTED			TOTAL DEFENDANTS DISPOSED OF
	NOLLE	S.O.L.	REDUCED TO MISDEMEANOR	DISMISSED	OTHER(2)	ACQUITTED BY		GUILTY PLEA	BENCH TRIAL	JURY TRIAL	
						BENCH TRIAL	JURY TRIAL				
JAN	15	0	1	0	1*	0	1	78	1	1	98
FEB	17	0	5	0	0	0	3	72	3	2	102
MAR	11	0	5	0	1	1	0	91	0	3	112
APR	25	0	10	0	0	0	0	98	1	6	140
MAY											
JUNE											
JULY											
AUG											
SEPT											
OCT											
NOV											
DEC											
TOTAL	68	0	21	0	2*	1	4	339	5	12	452

(1) NOT NECESSARILY DIFFERENT DEFENDANTS

(2) INCLUDES COURT ACTION: NO BILL, TRANSFERRED/NO JURISDICTION, DEATH SUGGESTED/CAUSE ABATED, UNFIT TO STAND TRIAL, SEXUALLY DANGEROUS, TRANSFERS TO WARRANT CALENDAR, AND EXTRADITION PROCEEDING FILED AS A FELONY.

**REPORT G
 SENTENCE OF DEFENDANTS CHARGED WITH FELONIES
 DURING THE MONTH OF APRIL 2004
 IN THE CIRCUIT COURT OF THE 11th JUDICIAL CIRCUIT
 McLEAN COUNTY**

TOTAL NUMBER OF DEFENDANTS CONVICTED OF FELONIES BY GUILTY PLEA, BENCH TRIAL AND JURY TRIAL (FROM REPORT F). THIS TOTAL MUST EQUAL THE NUMBER OF FELONY SENTENCES ON THE FELONY SENTENCE TABLE BELOW.

TOTAL NUMBER OF CONVICTED FELONIES: 105
 (FROM REPORT F)

FELONY SENTENCE TABLE

	CLASS M	CLASS X	CLASS 1	CLASS 2	CLASS 3	CLASS 4	TOTALS
1. DEATH	0	0	0	0	0	0	0
2. LIFE	0	0	0	0	0	0	0
3. IDOC	0	1	5	11	7	16	40
4. PROBATION	0	0	2	14	21	26	63
5. OTHER	0	0	0	0	1	1	2
TOTALS:	0	1	7	25	29	43	105

* Conditional Discharge

REPORT H
ORDERS OF PROTECTION ISSUED
DURING THE MONTH OF APRIL 2004
IN THE CIRCUIT COURT OF THE 11TH JUDICIAL CIRCUIT
McLEAN COUNTY

	<u>EMERGENCY</u>	<u>INTERIM</u>	<u>PLENARY</u>
DIVORCE	0	0	1
FAMILY (OP)	7	1	5
CRIMINAL	4	0	3
TOTAL:	11	1	9

Justice Glossary

<u>Word (Code)</u>	<u>Explanation</u>
Abuse:	<p>v. to make excessive or improper use of a thing, or to employ it in a manner contrary to the natural or legal rules for its use; to make an extravagant or excessive use, as to abuse one's authority. The destruction of a substance of a thing in using it.</p> <p>n. everything which is contrary to good order established by usage; immoderate or improper use.</p> <p>Abuse may be equivalent to ravishment or rape.</p>
Adoption (AD):	<p>adoption is the act of terminating a child's legal rights with relation to his or her natural parents and substituting those rights with adoptive parents.</p>
Arbitration (AR):	<p>method of alternative dispute resolution where neutral party or parties helps make decision and decision is binding.</p>
Chancery (CH):	<p>equity cases involving civil cases where money is not being sought. Typical remedies include injunctions, specific performance and declaratory judgements.</p>
Contempt of Court (CC):	<p>any act which is calculated to embarrass, hinder, or obstruct court in administration of justice, or which is calculated to lessen its authority or its dignity. Refusing to pay a court ordered fine could result in Contempt of Court.</p>
Conservation Violation (CV):	<p>violations of codes relating to park use, hunting, fishing, and related activities.</p>
Criminal Case:	<p>a case where a person is accused of committing one or more crimes. The government, which is represented by the State's Attorney, starts a criminal case by filing a complaint against the individual, who is called the "defendant". If the court finds the defendant guilty of a criminal offense, the defendant may have to pay a fine, court costs, and/or spend time in jail or prison.</p>
Criminal Felony (CF):	<p>a serious crime, like murder, that is punishable by more than one-year imprisonment up to death by execution.</p>

Criminal Misdemeanor (CM):	a minor crime, less than a felony, and is usually punished with a fine or confinement in something other than a prison.
Dismissed:	to dismiss an action or suit is to send it out of court without any further consideration or hearing.
Dissolution of Marriage (D):	the act of terminating a marriage; divorce; but the term does not include annulment.
Driving Under the Influence (DT):	a person is guilty of DUI if he or she drives or is in actual physical control of a motor vehicle and is under the influence of alcoholic beverages or any chemical or controlled substance to the extent that his or her mental faculties are impaired or when his or her blood alcohol level (BAC) is above the legal limit for the state. The legal limit for the State of Illinois is .08.
Eminent Domain (ED):	act of converting privately owned land into public land, subject to reasonable compensation.
Family (F):	Family cases consist of paternity establishments and child support issues that arise from cases other than divorce (ie-no marriage, but parents share a child). Also included in this category are custody issues outside of a marriage, and putative father (cases that are filed alleging a father when the mom is giving the child up for adoption). Putative father cases are not open to the public. Confidential Intermediary cases are included in this case type as well.
Juvenile (J):	court cases involving minors (children under the age of 18).
Juvenile Abuse and Neglect (JA):	court cases involving abuse and/or neglect of minors.
Juvenile Delinquent (JD):	criminal or antisocial behavior by a minor that is punishable by special laws that apply to juveniles.
Law => \$50,000 – Jury (L):	law suits equal to or greater than \$50,000 with a Jury.
Law => \$50,000 – Non-Jury (L):	law suits equal to or greater than \$50,000 without a Jury.

Law < \$50,000 Jury (LM):	law suits less than \$50,000 with a Jury.
Law < \$50,000 – Non-Jury (LM):	law suits less than \$50,000 without a Jury.
Mental Health (MH):	cases where a court determines whether or not a person is a danger to himself, herself, or others.
Municipal Corporation (MC):	a public corporation, created by government for political purposes, and having subordinate and local powers of legislation.
Neglect:	to omit, fail, or forbear to do a thing that can be done, or that is required to be done, but it may also import an absence of care or attention in the doing or omission of a given act.
	Neglected Minor: one suffering from neglect and in state of want.
NOLLE:	a formal entry upon the record, by the plaintiff in a civil suit, or the prosecuting officer in a criminal action, by which he/she declares that he/she “will no further prosecute” the case, either as to some of the counts, or some of the defendants, or all together.
Order of Protection (OP):	a court order prohibiting or restricting the contact an individual can have with another individual.
Ordinance Violation (OV):	a violation of a municipal law or regulation.
Plea:	a criminal defendant’s formal response of guilty, not guilty, or no contest to a criminal charge.
Probate (P):	probate is the process that transfers legal title of property from the estate of the person who has died.
Reduced to Misdemeanor:	a felony that has been reduced to a misdemeanor.
Small Claim (SC):	small claims is a special court where disputes are resolved quickly and inexpensively. The rules are simple and informal and the amount in dispute is generally not over a statutory sum. The limit on Small Claims is \$5,000.00.

**Stricken On Leave
(S.O.L.):**

a case has been closed, but may be reinstated in the future. It is very common in civil cases. Cases can be S.O.L. until an address is found for the service of a summons or until additional parties can be located.

Tax (TX):

cases filed seeking a reduction in one's taxes: 1) tax objections where people ask the court for a reduction in their taxes, 2) tax deed petitions where a tax buyer acquires title to a person's property when they have not paid their real estate taxes 3) sale in error cases, where the county treasurer seeks a court order nullifying the sale of a person's taxes for many reasons. There are other tax cases involving the State of Illinois for many different reasons.

Traffic Violation (TR):

violation of current traffic laws.

GUIDELINES FOR READING CIRCUIT CLERK STATISTICAL REPORTS

This document is designed to help County Board Members or casual readers of the Administrative Office of the Illinois Courts (AOIC) reports read the forms for statistical reporting.

The Circuit Clerk is required to report to the AOIC the information contained on a quarterly basis. In addition, a physical count of pending files, called the Age of Pending Cases Report is also completed semi-annually. A Financial report is also submitted at the end of each year. Our previous year Audit is filed in Springfield by June 30th.

The Circuit Clerk prepares these reports internally on a monthly basis to assist in managing the caseload. Because the reports are not finalized until the 10th of each month, there is a lag in County Board receipt of them so that they can be distributed for review in advance of the meeting.

The mathematical workings of the reports are fairly simple. On each report, the beginning pending number is carried forward from the end pending column from the month before. The new filed and reinstated columns are added to the beginning pending number. Then the column titled disposed is subtracted. This produces the number of cases for the end pending column. (The column-titled adjustments is used to fix errors—it is unusual for values to be found in that column, however, they would be preceded by either a plus or minus sign indicating the direction the number should take to reach the end pending number.

Reports B and C have a column showing the number of defendants or minor respondents involved in the new case filings. This is because in Juvenile court we frequently see multiple children involved in a single case number. While the same provision is made for Criminal Cases, in McLean County we file one defendant to a case for ease in reporting and records management.

Report E is a summary of time lapsed for jury trials.

Report F shows the disposition of Felony cases. Prior Justice Committee members requested that we do a version of Report F showing the year at a glance, so Justice Committee Members will be receiving a second "cumulative" version of Report F each month.

Explanation of terms contained in Report F

Nolle---this is shortened from the Latin phrase Nolle Prosequendum . It means that the State's Attorney has decided to not prosecute the matter. The State files a form called a nol-pros Order which advises the court of this decision. The Court will then order the case dismissed.

S.O.L. – Stricken on Leave. This means the case has been closed, but can be reinstated at some point. We do not see this much in criminal matters, but it is quite common in civil cases. Cases are sometimes SOL until a good address is found for service of summons, or additional parties are located, etc.

Dismissed- This means the Court has dismissed the case. One example might be no probable cause found at a preliminary hearing.

Other- examples falling into this category are listed on the bottom of the report.

Bench Trials are those where the decision is made by the Judge.

Jury Trials are those where a jury determines guilt or innocence.

Report G breaks out the sentences imposed during the month on Felony case types by the severity of the offense. Class M is Murder, Class X is the next highest crime category, with Class 4 felonies being the lowest.

I hope this will assist you. Should you have any questions please contact me personally. If I am unavailable the staff will also be happy to help you.

PART 1

SECTION C

Case Code Letter And Category Outline

Some of the case categories in the outline below are followed by lists of subcategories. These lists of subcategories are not intended to be comprehensive; rather, they are intended to illustrate the kinds of actions that are to be filed under the various categories.

1. Civil and Juvenile

- **AD Adoption**

- **AR Arbitration (Mandatory Arbitration)**

- **CH Chancery**
 - Construction of inter vivos trust
 - Construction of testamentary trust (after P case has been disposed)
 - Foreclosure of security interest in personal property
 - Injunction (except in Tax and Dissolution cases)
 - Mechanic's lien foreclosure
 - Partition
 - Partnership dissolution
 - Quiet title
 - Real estate mortgage foreclosure
 - Recision of contract
 - Specific performance
 - Structured settlement, original action to assign
 - Trust administration

- **D Dissolution**
 - Invalidity
 - Dissolution
 - Legal separation

- **ED Eminent Domain**

- **MC Municipal Corporation**
 - Petition for the creation of a drainage district
 - Petition to change form of government
 - Petition to dissolve municipal corporation
 - Petition to organize municipal corporation
 - Other routine matters relating to municipal corporations and not listed under another category

- **MH Mental Health**
 - Petition for hospitalization
 - Petition for discharge
 - Petition for restoration
 - Petition to administer treatment

- **MR Miscellaneous Remedy**
 - Abatement of Nuisance
 - Application for order authorizing eavesdropping or electronic criminal surveillance
 - Attachment (original action)
 - Burnt records
 - Certiorari
 - Change of name
 - Corporation dissolution
 - Declaratory judgment
 - Demolition
 - Eavesdropping
 - Election contest
 - Escheat
 - Extradition
 - Forfeiture of seized property
 - Habeas corpus (civil or criminal)
 - Lost goods or money
 - Mandamus
 - Ne exeat (original action)
 - Petition for discovery or to depose
 - Prohibition
 - Quo warranto
 - Rendition
 - Review of administrative proceedings (other than tax commission)
 - Search Warrant (complaint for search warrant not related to pending case)
 - Sexually violent person commitment proceeding

- **OP Order of Protection**
 - Order of Protection
 - Civil No Contact Order

- **P Probate**
 - Construction of testamentary trust (during pendency of P case)
 - Construction of will
 - Estates of decedents
 - Guardianship of person and/or estate
 - Will contest

- **F Family**
 Civil actions to compel support
 Emancipation of minor
 Notice to putative father under the Adoption Act (750 ILCS 50/12a)
 and Juvenile Court Act (705 ILCS 405(2-30, 3-31, 4-28 and 5-32))
 Parentage
 Petition for confidential intermediary
 Petition for custody
 Petition for order to issue marriage license
 Registration of foreign support order

- **J Juvenile**

- **JA Juvenile Abuse and Neglect**

- **JD Juvenile Delinquent**

- **L Law: damages over \$50,000**
 Arbitration and award
 Contract - money damages
 Confession of judgment
 Detinue
 Distress for rent
 Ejectment
 Forcible Entry and Detainer
 Replevin
 Statutory action by a state or political subdivision to recover
 support or contribution
 Tort - money damages
 Trover

- **LM Law: damages \$50,000 or less (other than SC)**
 Arbitration and award
 Contract - money damages over \$5,000
 Confession of judgment
 Detinue
 Distress for rent
 Ejectment
 Forcible Entry and Detainer
 Replevin
 Statutory action by a state or political subdivision to recover
 support or contribution
 Tort - money damages over \$5,000
 Trover

- **SC Small Claim**
Contract - money damages \$5,000 or less
Tax collection \$5,000 or less
Tort - money damages or less
- **TX Tax**
Annual tax sale
Drainage assessment
Foreclosure of lien for special assessment
Petition for tax deed
Retailer's occupation tax
Sale in error
Scavenger tax sale
Special assessment
Suit to restrain collection of special assessment or to change special
assessment
Tax commission, review of decision
Tax foreclosure
Tax injunction
Tax objection
Tax refund (petition for)

2. Criminal, DUI, Traffic, Ordinance, Conservation

- **CC Contempt of Court**
- **CF Felony**
- **CM Misdemeanor**
- **CV Conservation Violation**
- **DT Driving Under the Influence**
- **OV Ordinance Violation**
- **TR Traffic Violation**

Full Hit Highlighting For Your Selection

Your matches for document: </legislation/ilcs/documents/005500050k5-1053.htm>

You can navigate between the hits using the "<<" and ">>" tags around a hit. Clicking "<<" takes you to the previous hit, clicking ">>" takes you to the next hit.

[Click to go to the first hit in the document.](#)

(55 ILCS 5/5-1053) (from Ch. 34, par. 5-1053)

Sec. 5-1053. Terms and conditions of emergency << ambulance service >>. Under the terms and conditions hereinafter set out, a county board may provide emergency << ambulance service >> to or from points within or without the county; may contract with providers of << ambulance service >> ; may combine with other units of governments for the purpose of providing << ambulance service >> ; may pay for the expenses incurred in providing for or contracting for the provision of such << service >> from the general << funds >> of the county; may levy a tax for the provision of such << service >> under the provisions of Section 5-1028; and may adopt rules and regulations relating to << ambulance service >> within its jurisdiction.

(a) It is declared as a matter of public policy:

(1) That, in order to preserve, protect and promote the public health, safety and general welfare, adequate and continuing emergency << ambulance service >> should be available to citizens of Illinois;

(2) That, insofar as it is economically feasible, emergency << ambulance service >> may be provided by private enterprise or units of local government; and

(3) That, in the event adequate and continuing emergency << ambulance services >> do not exist and cannot be effectively and efficiently provided by private enterprise or other units of local government, counties should be authorized to provide or cause to be provided, << ambulance service >> as a public << service >> .

(b) Whenever the County Board of a county which is not a home rule county desires to provide an << ambulance service >> , it may pass, by a majority vote of those elected to the Board, an ordinance upon such subject.

(c) If the County Board passes such an ordinance the board may:

1. Provide or operate an << ambulance service >> ;

2. Contract with a private person, hospital, corporation or another governmental unit for the provision and operation of << ambulance service >> or subsidize the << service >> thereof;

3. Limit the number of << ambulance services >> ;

4. Within its jurisdiction, fix, charge and collect fees for << ambulance service >> within or outside of the county not exceeding the reasonable cost of the << service >> ;

5. Establish necessary regulations not inconsistent with the statutes or regulations of the Department of Public Health relating to << ambulance service >> ; and

6. Pay for the expenses incurred in providing such << ambulance service >> under this Division from the general << funds >> of the county or from the proceeds of a tax levied and collected annually under the provisions of Section 5-1028.

(d) Nothing in this Section is intended or shall be construed to require or mandate any county or county board to provide any emergency << ambulance service >> .

(Source: P.A. 86-962; 86-1028.)

Full Hit Highlighting For Your Selection

Your matches for document: </legislation/ilcs/documents/005500050k5-1028.htm>

You can navigate between the hits using the "<<" and ">>" tags around a hit. Clicking "<<" takes you to the previous hit, clicking ">>" takes you to the next hit.

Click to go to the first hit in the document.

(55 ILCS 5/5-1028) (from Ch. 34, par. 5-1028)

Sec. 5-1028. << Tax>> for emergency << ambulance service>> ; referendum. In any << county>> which is not a home rule << county>> , a << county>> board may << levy>> and collect, annually, a << tax>> of not to exceed .25% of the value, as equalized or assessed by the Department of Revenue, of all the taxable property in the << county>> not included within the territory of a fire protection district which << levies>> a << tax>> for << ambulance service>> , for the payment of expenses not paid for from general << funds>> which are incurred in providing emergency << ambulance service>> under the provisions of Section 5-1053. Such << tax>> shall not be included within any statutory limitation of rate or amount for other << county>> purposes, but shall be excluded therefrom and be in addition thereto and in excess thereof.

This << tax>> shall not be << levied>> in any << county>> until the question of its adoption is submitted to the electors of the << county>> not residing within the territory of a fire protection district which << levies>> a << tax>> for << ambulance service>> and approved by a majority of those voting on the question. Upon the adoption of a resolution by the << county>> board providing for the submission of the question of the adoption to the electors of the << county>> the board shall certify the resolution and the proposition to the proper election officials who shall submit the proposition at an election in accordance with the general election law. If a majority of the votes cast on the question is in favor of the << levy>> of such << tax>> , it may thereafter be << levied>> in such << county>> for each succeeding year.

(Source: P.A. 86-962.)

