



JUSTICE COMMITTEE AGENDA
Government Center, Room 400
Tuesday, April 2, 2013
4:30 p.m.

1. Roll Call
2. Chairman's Approval of Minutes – March 5, 2013
3. Appearance by Members of the Public and County Employees
4. Departmental Matters:
 - A. Beth C. Kimmerling, McLean County Coroner
 - 1) Items to be Presented for Information:
 - a) Monthly Report, February 2013 1-3
 - b) General Report
 - c) Other
 - B. Don Everhart, McLean County Circuit Clerk
 - 1) Items to be Presented for Information:
 - a) Statistical Reports, February 2013 4-12
 - b) General Report
 - c) Other
 - C. Lori McCormick, Director, Court Services
 - 1) Items to be Presented for Action:
 - a) Request Approval to apply for a Grant through the U.S. Department of Justice for Smart Probation Funding 13-13a

- 2) Items to be Presented for Information:
 - a) Court Services Adult/Juvenile Division Statistics, February 2013 14-15
 - b) Juvenile Detention Center – McLean County Statistics, 2013 16-17
 - c) Juvenile Detention Center – Out of County Statistics, 2013 18-19
 - d) General Report
 - e) Other

- D. Judy Brucker, Director, Children's Advocacy Center
 - 1) Items to be Presented for Information:
 - a) Monthly Statistical Report 20
 - b) CASA Report 21
 - c) General Report
 - d) Other

- E. Kim Campbell, Public Defender
 - 1) Items to be Presented for Information:
 - a) Monthly Caseload Report, February 2013 22-24
 - b) General Report
 - c) Other

- F. Mike Emery, McLean County Sheriff
 - 1) Items to be Presented for Information:
 - a) McLean County Detention Facility Population Report, March 2013 25-27
 - b) General Report
 - c) Other

- G. Jason Chambers, McLean County State's Attorney
 - 1) Items to be Presented for Information:
 - a) Monthly Caseload Report 28
 - b) Asset Forfeiture Fund Report 29
 - c) General Report
 - d) Other

- 5. Other Business and Communication
- 6. Recommend payment of Bills and Transfers, if any, to the County Board
- 7. Adjournment



FEB 2013

	<u>FEB</u>	<u>YTD 2013</u>	<u>YTD 2012</u>
Deaths Reported	85	216	159
Autopsies	9	18	13
Out of County Autopsies	38	95	61
Inquests/Coroner Rule	6	13	21

FEB Death Investigations (25) that Required Autopsy and/or Follow-up

<i>Probable Accident</i>	5	<i>Deemed Natural</i>	4
➤ Involving Drugs	1	<i>Probable Suicide</i>	2 (1 no post)
➤ Involving Alcohol		<i>Homicide</i>	0
➤ Falls/Fractures	4 (3 no post)	<i>Pending Further Studies</i>	2 (1 no post)
<i>Traffic Crash</i>	1	<i>Scene Response with Follow-Up</i>	7 (no post)
➤ Involving Alcohol	1	<i>Medical Review</i>	4 (no post)
➤ Involving Drugs			

Open/Ongoing Death Investigations

<i>Drug Overdose</i>	1	<i>Traffic Crash</i>	1
<i>Falls/Fractures</i>	0	<i>Pending</i>	1
<i>Homicide</i>	2	<i>Probable Suicide</i>	2
<i>Choking</i>	1	<i>Overlay/Co-Sleeping</i>	1

Total Deposits

	<u>Budgeted</u>	<u>Actual</u>
<i>Copy Fees</i>	\$25,000.00	\$ 4,786.00
<i>Morgue Fee</i>	\$65,000.00	\$ 9,322.00
<i>Storage Fee</i>	\$ 250.00	\$ 0
<i>Reimbursement for Services</i>	\$ 6,500.00	\$ 3,069.00
<i>Paid to Facilities Mgt.</i>	\$ 0	\$ 2,068.00



Special Section

February Out of County Autopsy Breakdown

Adams		Mason	
Brain		Menard	1
Brown		Morgan	1
Christian	1	Moultrie	
Coles		Piatt	
Dewitt	3	Pike	
Ford		Private	1
Greene	1	Putnam	1
Hancock	1	Richland	
Knox		Sangamon	4
Livingston	2	Shelby	1
Logan	3	Tazwell	9
Macon	1	Vermilion	6
Marshall	1	Woodford	2

Scene Responses

The office responded to 17 scenes in February 2013. This total includes the scene responses listed on page one of this report that resulted in autopsies scheduled or record review performed. Six deaths were responses to area hospitals, and 11 of the 17 deaths occurred outside of normal business hours. An average scene response involves 4 hours of time. That does not include report writing or any follow-up investigative work. This will be an ongoing special section in Coroner's Office monthly reports.

Respectfully,

Beth C. Kimmerling
Coroner



January Out of County Autopsy Breakdown

Adams	1	Mason	2
Brain	1	Menard	
Brown		Morgan	2
Christian	1	Moultrie	1
Coles		Piatt	1
Dewitt	1	Pike	
Ford	1	Private	
Greene		Putnam	3
Hancock		Richland	
Knox		Sangamon	22
Livingston	1	Shelby	1
Logan	1	Tazwell	7
Macon	2	Vermilion	8
Marshall		Woodford	3

Respectfully,

A handwritten signature in black ink, appearing to read "Beth C. Kimmerling", written over a horizontal line.

Beth C. Kimmerling
Coroner

REPORT A
ACTIVITY OF ALL CIVIL CASES
DURING THE MONTH OF FEBRUARY 2013
IN THE CIRCUIT COURT OF THE 11th JUDICIAL CIRCUIT
McLEAN COUNTY

CATEGORY	BEGIN PENDING	CODE	NEW FILED	REINSTATED	DISPOSED	END PENDING 2013	END PENDING 2012
Adoption	59	AD	7	0	4	62	56
Arbitration	270	AR	41	0	55	256	282
Chancery	488	CH	46	0	29	505	532
Dissolution of Marriage	529	D	74	2	30	575	501
Eminent Domain	0	ED	0	0	0	0	0
Family	408	F	39	4	170	281	431
Law => \$50,000 - Jury	238	L	5	0	4	239	289
Law = > \$50,000 - Non-Jury	247	L	22	0	6	263	262
Law = < \$50,000 - Jury	4	LM	0	0	0	4	4
Law = < \$50,000 - Non-Jury	190	LM	93	2	118	167	223
Municipal Corporation	1	MC	0	0	0	1	1
Mental Health	32	MH	35	0	56	11	24
Miscellaneous Remedy	358	MR	53	0	26	385	254
Order of Protection	9	OP	33	0	32	10	5
Probate	1,721	P	31	0	16	1,736	1,598
Small Claim	523	SC	137	8	166	502	553
Tax	13	TX	0	0	0	13	12
TOTAL CIVIL	5,090		616	16	712	5,010	5,027

REPORT B
 ACTIVITY OF ALL CRIMINAL CASES
 DURING THE MONTH OF FEBRUARY 2013
 IN THE CIRCUIT COURT OF THE 11TH JUDICIAL CIRCUIT
 McLEAN COUNTY

	BEGIN PENDING	CODE	NEW FILED	NO. OF DEFTS. NEW	REINSTATED	DISPOSED	END PENDING 2013	END PENDING 2012
CONTEMPT OF COURT	1	C.C.	6	6	0	1	6	6
CRIMINAL FELONY	835	CF	153	153	5	108	885	596
CRIMINAL MISDEMEANOR	794	CM	220	220	2	169	847	652
TOTAL CRIMINAL	1,630		379	379	7	278	1,738	1,254

REPORT C
 ACTIVITY OF ALL JUVENILE CASES
 DURING THE MONTH OF FEBRUARY 2013
 IN THE CIRCUIT COURT OF THE 11TH JUDICIAL CIRCUIT
 McLEAN COUNTY

CATEGORY	BEGIN PENDING	CODE	NEW FILED	NO. OF DEFTS. NEW	REINSTATED	DISPOSED	END PENDING 2013	END PENDING 2012
JUVENILE	2	J	0	0	0	0	2	3
JUVENILE ABUSE & NEGLECT	323	JA	4	4	0	7	320	374
JUVENILE DELINQUENT	271	JD	9	9	1	11	270	290
TOTAL JUVENILE	596		13	13	1	18	592	667

REPORT D
 ACTIVITY OF ALL DUI/TRAFFIC/CONSERVATION/ORDINANCE CASES
 DURING THE MONTH OF FEBRUARY 2013
 IN THE CIRCUIT COURT OF THE 11TH JUDICIAL CIRCUIT
 McLEAN COUNTY

CATEGORY	BEGIN PENDING	CODE	NEW FILED	REINSTATED	DISPOSED	ADJUST	END PENDING 2013	END PENDING 2012
CONSERVATION VIOLATION	8	CV	0	0	3	0	5	8
DRIVING UNDER THE INFLUENCE	420	DT	73	0	38	0	455	442
ORDINANCE VIOLATION	871	OV	201	0	142	0	930	1,115
TRAFFIC VIOLATION	10,166	TR	2,569	41	2,209	0	10,567	9,879
TOTALS:	11,465		2,843	41	2,392	0	11,957	11,444

REPORT E
TIME LAPSE OF ALL CASES DISPOSED OF BY JURY VERDICT
IN ALL CATEGORIES
DURING THE MONTH OF FEBRUARY 2013
IN THE CIRCUIT COURT OF THE ELEVENTH JUDICIAL CIRCUIT
MCLEAN COUNTY

CASE NUMBER	FILING DATE	DATE OF VERDICT
12 CF 660	07/18/12	02/11/13
12 CM 1456	8/21/12	2/13/13
12 DT 595	10/01/12	02/13/13
12 CF 934	09/14/12	02/14/13
12 OV 135	01/19/12	02/20/13
12 CF 691	07/30/12	02/21/13

NOTE: THIS REPORT SHOULD NOT INCLUDE ANY REINSTATED CASES UNLESS TIME-LAPSE IS COMPUTED FROM DATE OF REINSTATEMENT.

REPORT F
DISPOSITION OF DEFENDANTS CHARGED WITH FELONIES (1)
DURING THE MONTH OF FEBRUARY 2013
IN THE CIRCUIT COURT OF THE 11TH JUDICIAL CIRCUIT
MCLEAN COUNTY

		NOT CONVICTED					CONVICTED			TOTAL DEFENDANTS DISPOSED OF
NOLLE	S.O.L.	REDUCED TO MISDEMEANOR	DISMISSED	OTHER (2) ****	ACQUITTED BY		GUILTY PLEA	BENCH TRIAL	JURY TRIAL	
					BENCH TRIAL	JURY TRIAL				
16	0	8	1	0	1	1	80	1	0	108

(1) NOT NECESSARILY DIFFERENT DEFENDANTS

(2) INCLUDES COURT ACTION: NO BILL, TRANSFERRED/NO JURISDICTION, DEATH SUGGESTED/CAUSE ABATED, UNFIT TO STAND TRIAL, SEXUALLY DANGEROUS, TRANSFERS TO WARRANT CALENDAR, AND EXTRADITION PROCEEDING FILED AS A FELONY.

****TRANSFERS TO WARRANT CALENDAR

REPORT F
DISPOSITION OF DEFENDANTS CHARGED WITH FELONIES (1)
IN 2013
IN THE CIRCUIT COURT OF THE 11TH JUDICIAL CIRCUIT
MCLEAN COUNTY

MONTH	NOT CONVICTED						CONVICTED			TOTAL DEFENDANTS DISPOSED OF	
	NOLLE	S.O.L.	REDUCED TO MISDEMEANOR	DISMISSED	OTHER (2)	ACQUITTED BY		GUILTY PLEA	BENCH TRIAL		JURY TRIAL
						BENCH TRIAL	JURY TRIAL				
JAN	15	0	12	0	0	3	0	85	0	1	116
FEB	16	0	8	1	0	1	1	80	1	0	108
MAR	0	0	0	0	0	0	0	0	0	0	0
APR	0	0	0	0	0	0	0	0	0	0	0
MAY	0	0	0	0	0	0	0	0	0	0	0
JUNE	0	0	0	0	0	0	0	0	0	0	0
JULY	0	0	0	0	0	0	0	0	0	0	0
AUG	0	0	0	0	0	0	0	0	0	0	0
SEPT	0	0	0	0	0	0	0	0	0	0	0
OCT	0	0	0	0	0	0	0	0	0	0	0
NOV	0	0	0	0	0	0	0	0	0	0	0
DEC	0	0	0	0	0	0	0	0	0	0	0
TOTAL	31	0	20	1	0	4	1	165	1	1	224

(1) NOT NECESSARILY DIFFERENT DEFENDANTS

(2) INCLUDES COURT ACTION: NO BILL, TRANSFERRED/NO JURISDICTION, DEATH SUGGESTED/CAUSE ABATED, UNFIT TO STAND TRIAL, SEXUALLY DANGEROUS, TRANSFERS TO WARRANT CALENDAR, AND EXTRADITION PROCEEDING FILED AS A FELONY.

REPORT G
 SENTENCE OF DEFENDANTS CHARGED WITH FELONIES
 DURING THE MONTH OF FEBRUARY 2013
 IN THE CIRCUIT COURT OF THE 11TH JUDICIAL CIRCUIT
 McLEAN COUNTY

TOTAL NUMBER OF DEFENDANTS CONVICTED OF FELONIES BY GUILTY PLEA, BENCH TRIAL,
 AND JURY TRIAL (FROM REPORT F). THIS TOTAL MUST EQUAL THE NUMBER OF FELONY
 SENTENCES ON THE FELONY SENTENCE TABLE BELOW

TOTAL NUMBER OF CONVICTED FELONIES: 81

FELONY SENTENCE TABLE

	CLASS M	CLASS X	CLASS 1	CLASS 2	CLASS 3	CLASS 4	TOTALS
1. DEATH	0	0	0	0	0	0	0
2. LIFE	0	0	0	0	0	0	0
3. IDOC	0	6	4	6	1	6	23
4. PROBATION	0	0	1	13	6	31	51
5. OTHER	0	0	0	1	5	1	7
TOTALS:	0	6	5	20	12	38	81

REPORT H
ORDERS OF PROTECTION ISSUED
DURING THE MONTH OF FEBRUARY 2013
IN THE CIRCUIT COURT OF THE 11TH JUDICIAL CIRCUIT
McLEAN COUNTY

	<u>EMERGENCY</u>	<u>INTERIM</u>	<u>PLENARY</u>
DIVORCE	1	1	1
FAMILY (OP)	19	0	10
CRIMINAL	6	0	4
TOTAL:	26	1	15



COURT SERVICES

Adult and Juvenile Probation: (309) 888-5372
104 W. Front Street, P.O. Box 2400 Law & Justice Center, 7th Floor Bloomington, IL 61702

Juvenile Detention Center (309) 888-5550
903 N. Main Street, Normal IL, 61761

To: Honorable Members of the Justice Committee
From: Lori McCormick
CC: Chief Judge Elizabeth Robb. County Administrator Bill Wasson
Date: March 22, 2013
Re: Grant Application Request

I am writing to request the authorization to apply for a grant through the U.S. Department of Justice, Office of Justice Programs, Bureau of Justice Assistance. A three year grant award for Smart Probation funding up to \$250,000 per year is available with a deadline for application being May 9, 2013.

The goal of this program is to develop and test innovative strategies and to implement evidence-based probation approaches that increase community safety and reduce violent crime by effectively addressing individuals' risk and needs and reduce recidivism. Objectives of the grant may include:

- Improve supervision strategies that will reduce recidivism
- Promote and increase collaboration among agencies and officials who work in probation, pre-trial, law enforcement, treatment, reentry and related community corrections fields
- Develop and implement strategies for the identification, supervision, and treatment of "high risk/high needs" probationers that may serve as a model for other agencies throughout the nation
- Develop and implement strategies to identify and enroll uninsured probationers into Medicaid, or other insurance through health exchanges, and to connect them to treatment providers as appropriate
- Objectively assess and/evaluate the impact of innovative and evidenced-based supervision and treatment strategies
- Demonstrate the use and efficacy of evidence-based practices and principles to improve the delivery of probation supervision strategies and practices.

I would foresee that this proposal would be a collaborative effort including those entities that are members of the Criminal Justice Coordinating Council, as well as partnering with a research organization that has demonstrated expertise in conducting work of this type.



General Grant Information

Requesting Agency or Department: McLean County Court Services		This request is for: <input checked="" type="checkbox"/> A New Grant <input type="checkbox"/> Renewal/Extension of Existing Grant	
Granting Agency: Bureau of Justice Administration		Grant Type: <input checked="" type="checkbox"/> Federal, CFDA #: 16.812 <input type="checkbox"/> State <input type="checkbox"/> Other	Grant Date: Start: End:
Grant Title: Smart Probation: Reducing Prison Populations, Saving Money and Creating Safer Communities		Grant Funding Method: <input type="checkbox"/> Reimbursement, Receiving Cash Advance <input type="checkbox"/> <input type="checkbox"/> Pre-Funded	
Grant Amount: \$250,000 (per 3 year period)		Expected Initial Receipt Date:	
Match Amount (if applicable): Required Match :\$N/A Overmatch: \$N/A		Source of Matching Funds (if applicable):	
Grant Total Amount: \$250,000		Will it be likely to obtain this grant again next FY? <input checked="" type="checkbox"/> Yes <input type="checkbox"/> No	
Equipment Pass Through? <input type="checkbox"/> Yes <input checked="" type="checkbox"/> No		Monetary Pass Through? <input type="checkbox"/> Yes <input checked="" type="checkbox"/> No	

Grant Costs Information

Will personnel be supported with this grant: <input checked="" type="checkbox"/> Yes (complete personnel portion below) <input type="checkbox"/> No	A new hire will be responsible for financial reporting: <input type="checkbox"/> Yes <input checked="" type="checkbox"/> No																								
<table border="1"> <thead> <tr> <th colspan="2">Grant Expense Chart</th> </tr> <tr> <th>Personnel Expenses</th> <th>Costs</th> </tr> </thead> <tbody> <tr> <td>Number of Employees:</td> <td>1.5</td> </tr> <tr> <td>Personnel Cost</td> <td>\$66,500</td> </tr> <tr> <td>Fringe Benefit Cost</td> <td>\$21,000</td> </tr> <tr> <td>Total Personnel Cost</td> <td>\$87,500</td> </tr> <tr> <td>Additional Expenses</td> <td></td> </tr> <tr> <td>Subcontractors</td> <td>\$150,000</td> </tr> <tr> <td>Equipment</td> <td>\$2,500</td> </tr> <tr> <td>Other</td> <td>\$10,000</td> </tr> <tr> <td>Total Additional Expenses</td> <td>\$162,500</td> </tr> <tr> <td>GRANT TOTAL</td> <td>\$250,000</td> </tr> </tbody> </table> <p><i>Grant Total must match "Grant Total Amount" from General Grant Information</i></p>	Grant Expense Chart		Personnel Expenses	Costs	Number of Employees:	1.5	Personnel Cost	\$66,500	Fringe Benefit Cost	\$21,000	Total Personnel Cost	\$87,500	Additional Expenses		Subcontractors	\$150,000	Equipment	\$2,500	Other	\$10,000	Total Additional Expenses	\$162,500	GRANT TOTAL	\$250,000	Description of equipment to be purchased: surface tablets Description of subcontracting costs: Peer mentoring, clinical services, on-going evaluation of new strategies and tools that would be tested through this initiative. Other requirements or obligations:
Grant Expense Chart																									
Personnel Expenses	Costs																								
Number of Employees:	1.5																								
Personnel Cost	\$66,500																								
Fringe Benefit Cost	\$21,000																								
Total Personnel Cost	\$87,500																								
Additional Expenses																									
Subcontractors	\$150,000																								
Equipment	\$2,500																								
Other	\$10,000																								
Total Additional Expenses	\$162,500																								
GRANT TOTAL	\$250,000																								

Responsible Personnel for Grant Reporting and Oversight:

	<u>3/27/13</u>
Department Head Signature	Date
	<u>3/27/13</u>
Grant Administrator/Coordinator Signature (if different)	Date

OVERSIGHT COMMITTEE APPROVAL	
_____	_____
Chairman	Date

February 2013

COURT SERVICES ADULT/JUVENILE DIVISION STATISTICS

ADULT DIVISION

Probation Supervision - 7 designated officers
Total caseload 1297 (1363 last month)
Average caseload per officer 185 (195 last month)

Presentence Investigation - 3 designated officers -
Total Reports Completed 23 (15 last months)
31 reports ordered in month of February
48 reports pending at end of month

Intake - 1 officer
52 new adult probation intakes (57 last month)

DUI - 1 officer
Total Caseload - 63 (62 last month)

Intensive Probation/High Risk Caseload/Adult Redeploy 1 officer plus 1 grant funded position
24 (26 last month)

Community Service - 1 officer
Total Caseload - 723 (last month 739)
Total Hours Completed February -8567
February new hours ordered -8960
Total new intakes - 69 (Felony, Misd, DUI, Traffic, Ordinance)

Domestic Violence- 2 designated officers
Total Active Probation Caseload - 81 (87 last month)

Pretrial - Coordinator and 1 Probation Officer
Total number bond reports submitted -42 (42 last month)
Total number of record checks only - 74 (62 last month)
Total number of defendants released with Pre Trial Conditions -10 (10 last month)
Total number of defendants supervised - 43 (37 last month)

Drug Court - Coordinator and 1 Probation Officer
Total number in program -40 active (37 last month)

Recovery Court - Coordinator and officer (both grant funded)
Total number in program - 21 (21 last month)

JUVENILE DIVISION

Probation Supervision - 4 designated officers
Total Caseload - 137 (132 last month)
Average caseload per officer 34 (33 last month)
Social History Reports Completed -14 (8 last month)

Early Intervention -2 officers
Total caseload -26 (last month 25)
Social History Reports - 4

Intensive Probation/Juvenile Redeploy - 1 officer
Total Caseload - 12 (12 last month)

Intake - 1 Coordinator, 1 officer
Total Preliminary Conferences -20 (19 last month)
Total Caseload Informal Probation - 40 (49 last month)
Total Intake Screen Reports (juvenile police reports received)192 (204 last month)
Pre-trial screening reports: 0

Extended Day Program- 2 Officers
Total new intakes for the month: 1
Total youth released from program for month: 4
Total youth in program end of month: 8

Community Service Program - (all juvenile officers assist with programming)
Total Caseload Juvenile - 64 (55 last month)
Total Hours Completed in February : 8.5
February New Hours ordered : 155
Total new intakes - 9 (Delinquency, Traffic, Ordinance)

2013
JUVENILE DETENTION CENTER
MCLEAN COUNTY

Ages of Minors Detained	Jan	Feb	Mar	Apr	May	Jun	Jul	Aug	Sep	Oct	Nov	Dec
10	0	0										
11	0	0										
12	0	0										
13	0	0										
14	2	0										
15	2	5										
16	4	1										
17	1	1										
18	0	0										
19	0	0										
20	0	0										
Sex of Minors Detained												
Male	6	3										
Female	3	4										
Race of Minors Detained												
Caucasian	1	0										
African-American	8	7										
Hispanic	0	0										
Offenses of Which Minor was Detained												
Aggravated Assault	0	1										
Aggravated Battery	2	1										
Aggravated Battery of Police Officer	0	0										
Dispositional Detention	1	0										
Domestic Battery	1	0										
Making a Terrorist Threat	1	0										
Request for Apprehension	1	1										
Residential Burglary	0	2										
Warrant	2	2										
Unlawful Use of Weapons	1	0										
Residence of Minors Detained												
Bloomington	6	6										
Normal	2	1										
Chicago	1	0										


2013
 Juvenile Detention Center
 Out of County

Average Daily Population			6	6.5															
Average Daily Population:YTD			6	6.3															
Number of Days in Detention			186	181															
Revenue:			15,050	15,130															

*McLean County Children's Advocacy Center Monthly Statistics
February, 2013*

	2012 INTERVIEWS VIC/OTHER/TOT/ YEAR TO DATE TOTAL	VICTIM INTERVIEW 2013 MONTH/YTD	SIBLING/RISK INTERVIEW 2013	WITNESS INTERVIEW 2013	2ND INTERVIEW 2013	COURTESY INTERVIEW 2013	TOTAL MONTHLY INTERVIEWS 2013	YTD TOTALS 2013
JANUARY	19/9/28	14	7	2	1	1	25	25
FEBRUARY	10/14/24	10/24	0	2	1	4	17	42
MARCH	17/4/21							
APRIL	9/7/16							
MAY	16/7/23							
JUNE	8/6/14							
JULY	13/5/18							
AUGUST	11/4/15							
SEPTEMBER	9/1/10							
OCTOBER	14/8/22							
NOVEMBER	17/2/19							
DECEMBER	19/8/27							
YEAR TO DATE TOTALS	162/75/237	24	7	4	2	5	42	42

2013 CASA Monthly Statistics

	New children assigned a CASA this month / New CASA volunteers assigned	Children receiving CASA advocacy overall	Active CASAs providing advocacy	Number of CASA volunteer hours	CASA Reports filed with the court	Child Court hearings attended	Cases closed	Volunteer recommendations made to the court/ recommendations followed by the court	Cases currently assigned to CASA Case Managers *	New CASA volunteers in training	CASAs not currently assigned to a case
January	0 children/0 CASAs	105	47	714	16	19	2	68 / 67	24 / 23	0	46
February	3 children/2 CASAs	105	47	639.25	4	7	1	20 / 19	25 / 22	0	45
March											
April											
May											
June											
July											
August											
September											
October											
November											
December											
YTD Totals											

* National CASA Standards require no more than 30 cases assigned per CASA Case Manager

April 2, 2013

McLean County Board
Justice and Public Safety Committee
Bloomington, IL 61701

Re: Monthly Caseload - MONTH ENDING February 28, 2013

Dear Committee Members:

Pursuant to statute, I am forwarding this report to your attention and I am causing a copy to be filed with the Circuit Clerk's office of McLean County.

During the above-mentioned time period, in the discharge of our duties to indigent persons in McLean County we have been assigned the following new cases in the area set forth. The activities in which we are involved differ in no substantial manner from those which have earlier been reported.

CASE TYPES	MONTHLY TOTALS 2012	MONTHLY TOTALS 2013	YTD TOTALS 2012	YTD TOTALS 2013	% CHANGE YTD
FELONIES	66	93	148	197	33%
MISDEMEANORS	89	102	170	212	25%
DUI	28	31	45	67	49%
TRAFFIC	50	55	75	130	73%
JUVENILE	15	12	31	36	16%
(DELINQUENT)	7	8	17	20	18%
(ABUSE/NEGLECT)	8	4	14	16	14%
MENTAL HEALTH CASES	5	7	13	13	0
Involuntary Commitment	5	7	13	13	0
Medication Compliance Orders	0	0	0	0	0
POST-CONVICTION & SVPCA CASES	1	0	2	1	<50%>
TOTAL	254	300	484	656	36%

Following are the caseload assignments to each of the full-time and contract attorneys for the reporting month of: **MONTH ENDING February 28, 2013**


CASE TYPE	PUBLIC DEFENDER ATTORNEYS	NEW MONTHLY TOTALS	YTD TOTALS		NEW PTR/REVIEW TOTALS
			NEW	CURRENT CASELOAD	
CF	KIM D. CAMPBELL	8	15		0
CF	KIM D. CAMPBELL (DRUG CT)	4	NEW 4	CURRENT CASELOAD 62	0
CF	RON LEWIS	8	17		5
CF	JAMES TUSEK	8	14		3
CF	BRIAN MCELLOWNEY	6	22		5
CF	CARLA BARNES	10	23		2
CF	JEFF BROWN - C	12	14		NA
CF	JANE FOSTER - C	7	14		NA
CF	DAVID RUMLEY - C (Freitag/Drazewski)	7	14		NA
CF	DAVID RUMLEY - C (Costigan)	7	19		NA
CF	JENNIFER McCOSKEY	7	40		2
CF	TRISTAN BULLINGTON	17	0		0
CM	TRISTAN BULLINGTON	0	108		0
CF	RACHELLE ROTH	52	0		1
CM	RACHELLE ROTH	0	103		0
CF	MICHAEL HERZOG	49	0		0
CM	MICHAEL HERZOG	0	0		0
DUI	MICHAEL HERZOG	0	43		0
TR	MICHAEL HERZOG	20	67		0
CF	JONATHAN MCELLOWNEY	29	0		0
CM	JONATHAN MCELLOWNEY	0	1		0
DUI	JONATHAN MCELLOWNEY	1	24		0
TR	JONATHAN MCELLOWNEY	11	63		0
CF	ART FELDMAN	26	1		0
CM	ART FELDMAN	0	0		0
JD	ART FELDMAN	0	20		0
JA	ROB KEIR	8	13		NA
JA	MATTHEW KOETTERS	4	11		NA
JA	ALAN NOVICK-C	2	2		NA
PC	KEITH DAVIS-C	0	1		NA
PVT	PRIVATE COUNSEL-CF	0	32		0
PVT	PRIVATE COUNSEL-CM	14	14		0
PVT	PVT COUNSEL-DUI/TR	7	13		0
W/D	WITHDRAWN-CF	10	8		0
W/D	WITHDRAWN-CM	2	2		0
W/D	WITHDRAWN-DUI/TR	0	0		0

PTR - Petition to Revoke Probation
 CF - Felony
 J - Juvenile
 O - Other
 P.C. - Post Conviction Remedy Cases

C - Contract Attorney (6-7 Cases per Month)
 DUI - DUI
 TR - Traffic
 CM - Misdemeanor

FEBRUARY 2013 DISPOSITIONS

DISPOSITION	FELONY	MISDEMEANOR	TRAFFIC / DUI
PLEA / ORIGINAL OFFER	19	32	9
PLEA / LESSER	18	16	1
BENCH TRIAL / WIN	1	0	0
BENCH TRIAL / LOSS	0	0	0
JURY TRIAL / WIN	1	0	0
JURY TRIAL / LOSS	2	0	0
DISMISSED / UPFRONT	6	1	1
DISMISSED / TRIAL	5	1	0
KNOCKDOWN	0	0	0
DISMISSED PER PLEA	0	1	1
PRIVATE COUNSEL	14	7	10
PLEA / BLIND	11	1	8
NOT GUILTY BY REASON OF INSANITY	0	0	0
REFILED AS FELONY	0	1	0
WITHDRAWN	2	0	0
DIRECTED VERDICT	0	0	0
P.D. DENIED/NOT RECOMMENDED	3	0	0



McLEAN COUNTY SHERIFF'S DEPARTMENT
MIKE EMERY, SHERIFF
"Peace Through Integrity"
Administration Office
(309) 888-5034
104 W. Front Law & Justice Center Room 105
P.O. Box 2400 Bloomington, Illinois 61702-2400

Detective Commander (309) 888-5051
Patrol Commander (309) 888-5859
Patrol Duty Sergeant (309) 888-5019
Jail Division (309) 888-5065
Process Division (309) 888-5040
Records Division (309) 888-5055
Domestic Violence Division (309) 888-4940
FAX (309) 888-5072

March 26, 2013

TO: Honorable William Caisley, Chairperson, and Honorable Members of the
McLean County Justice Committee

FROM: Sheriff Mike Emery

RE: April 2, 2013 Justice Committee Meeting

I respectfully request that the following item be placed on the April 2, 2013 Justice
Committee Agenda for Information:

INFORMATION

1. McLean County Detention Facility Population Report

Respectfully,

Mike Emery
Sheriff

MCDF Average Population
By Month
2012-2013

Month	April	May	June	July	August	September	October	November	December	January 2013	February	March	Average
Daily Total	214.13	224.94	236.83	240.58	250.09	241.80	239.58	239.67	228.19	241.71	247.43	233.36	236.53
In House	204.53	211.81	226.37	229.39	237.19	231.73	234.06	235.30	223.61	234.81	237.79	224.40	227.58
Female	24.83	30.97	30.20	34.90	39.32	34.27	33.19	31.90	26.16	30.52	27.43	23.68	30.61
Male	189.30	193.97	206.63	205.68	210.77	207.53	206.39	207.77	202.03	211.19	220.00	209.68	205.91
Spec Needs Female	7.00	7.71	6.83	7.45	7.61	6.77	7.48	6.87	5.00	6.19	5.57	5.72	6.68
Spec Needs Male	15.07	15.03	20.47	18.61	21.16	22.33	20.90	19.73	21.13	22.42	22.57	19.44	19.91
Str Sent Female	4.60	7.23	6.63	8.39	13.61	11.53	9.87	9.53	6.42	9.48	9.50	10.88	8.97
Str Sent Male	35.43	39.90	46.07	40.74	50.42	38.27	37.26	41.07	37.35	36.61	41.71	36.88	40.14
Weekender Work Rel Female	3.57	3.61	5.70	5.74	4.55	3.57	2.94	3.47	4.23	4.19	4.64	1.92	4.01
Weekender Work Rel Male	19.27	21.06	20.80	23.26	21.23	19.37	13.03	11.70	8.61	15.61	19.39	17.48	17.57
Other Fac Female	0.00	0.00	0.00	0.00	0.00	0.00	0.00	0.00	0.00	0.00	0.00	0.00	0.00
Other Fac Male	0.00	0.00	0.00	0.00	0.00	0.00	0.00	0.00	0.00	0.00	0.00	0.00	0.00

MCDF Average Population
By Month 2013

Month	January	February	March	April	May	June	July	August	September	October	November	December	Average
Daily Total	241.71	247.43	233.36										240.83
In House	234.81	237.79	224.40										232.33
Female	30.52	27.43	23.68										27.21
Male	211.19	220.00	209.68										213.62
Spec Needs Female	6.19	5.57	5.72										5.83
Spec Needs Male	22.42	22.57	19.44										21.48
Str Sent Female	9.48	9.50	10.88										9.95
Str Sent Male	36.61	41.71	36.88										38.40
Weekender Work Rel Female	4.19	4.64	1.92										3.58
Weekender Work Rel Male	15.61	19.39	17.48										17.49
Other Fac Female	0.00	0.00	0.00										0.00
Other Fac Male	0.00	0.00	0.00										0.00

March 25, 2013

McLean County State's Attorney's Office 2013 Case Load Report

Jan. Feb. Mar. April May June July Aug. Sept. Oct. Nov. Dec. 2013 YTD 2012 YTD Total Projected 2013

CRIMINAL

	Jan.	Feb.	Mar.	April	May	June	July	Aug.	Sept.	Oct.	Nov.	Dec.	2013 YTD	2012 YTD	Total Projected
Felony	119	153	124										396	295	1,367
Misdemeanor	192	213	204										609	488	2,200
Asset Forfeiture	13	28	10										51	44	158
Mental Health	46	36	25										107	96	408
Family Totals	60	72	80										212	198	860
Family	35	42	31										108	91	374
Order of Protection	25	30	49										104	107	486
Juvenile Totals	15	15	27										57	54	213
Juvenile	0	0	0										0	0	0
Juvenile Abuse	9	4	15										28	39	117
Juvenile Delinquency	6	11	12										29	15	96
Traffic Totals	2,272	2,393	2,590										7,255	7,584	30,961
Traffic	2,202	2,323	2,516										7,041	7,383	30,185
DUI Traffic	70	70	74										214	201	776

CHILD SUPPORT

Paternity cases filed	8	9	19										36	25	119
Paternity cases established	10	6	7										23	16	101
Paternities excluded	0	2	0										2	5	17
Support Orders entered	47	46	42										135	137	610
Modification proceedings filed	21	21	32										74	61	245
Modification proceedings adjudicated	22	24	13										59	63	241
Enforcement actions filed	32	25	23										80	72	307
Enforcement actions adjudicated	63	58	56										177	190	794
Hearings set before Hearing Officer	97	95	97										289	192	825
Orders prepared by Hearing Officer	89	86	84										259	284	1,019

2013 Projected = (2013 YTD/Day of Year) x 365 Days

n/c= not calculable

ASSET FORFEITURE FUND

STATEMENT OF REVENUE, EXPENDITURES AND FUND BALANCE

March 25, 2013

STATE'S ATTORNEY:

Beginning Balance 1/1/2013*	\$ 141,876.02
Revenue	1,459.37
Total Funds Available	\$ 143,335.39
Expenditures	1,418.43
Fund Balance 03/25/2013	\$ 141,916.96

SHERIFF:

Beginning Balance 01/01/2013 *	\$ 116,306.63
Revenue	4,661.37
Total Funds Available	\$ 120,968.00
Expenditures	2,850.31
Fund Balance 03/25/2013	\$ 118,117.69

TOTAL FUND BALANCE * 3/25/2013 \$ 260,034.65

*These numbers were changed from the January report to reflect actual fund balances once the Treasurer closed out the FY12 books.